



# Circuit de Barcelona - Catalunya

## MITJET

### 1st Race ((18' + 1 lap))

### Provisional Classification

Drivers	Team	Vehicle	Class	Laps	Total Time	Gap	Kph	Best Lap	
								Lap	Time Kph
1 17 Nerses Isaakyan	ARCTIC ENERGY		ST	11	21:16.303	- 144.4	2	1:53.664	147.4
2 25 Romain Carton	GPC MOTORSPORT		ST	11	21:17.026	+0.723 144.3	3	1:53.587	147.5
3 23 Jeremy Lourenço	VIP CHALLENGE		ST	11	21:36.106	+19.803 142.2	3	1:55.555	145.0
4 27 Christophe Cresp	VIP CHALLENGE		ST	11	21:41.275	+24.972 141.7	2	1:55.496	145.1
5 76 Ludovic Revol	MV2S		2L	10	21:24.127	1 Lap 130.5	5	2:06.560	132.4
6 18 Edouard Cauhaupé	POLE POSITION		2L	10	21:25.498	1 Lap 130.4	3	2:06.623	132.3
7 74 Sébastien Baud	GPC MOTORSPORT		2L	10	21:25.942	1 Lap 130.3	5	2:06.378	132.6
8 31 Francesco Malvestiti	THE CLUB MOTORSPORT		2L	10	21:27.275	1 Lap 130.2	5	2:06.329	132.7
9 68 Victor Weyrich	GPC MOTORSPORT		2L	10	21:28.875	1 Lap 130.0	2	2:06.773	132.2
10 41 Marco Ampolo	THE CLUB MOTORSPORT		2L	10	21:30.771	1 Lap 129.8	5	2:07.336	131.6
11 55 Arthur Lepretre	MIRAGE RACING		2L	10	21:39.367	1 Lap 129.0	4	2:08.060	130.9
12 93 Christophe Roure	DM RACING		2L	10	21:47.279	1 Lap 128.2	2	2:08.675	130.2
13 13 Xavier Marre-Boniface	VIP CHALLENGE		2L	10	21:48.355	1 Lap 128.1	7	2:08.885	130.0
14 88 Luca Engolli	THE CLUB MOTORSPORT		2L	10	21:57.984	1 Lap 127.1	7	2:08.644	130.3
15 69 Frédéric De Brabant	MIRAGE RACING		2L	10	22:00.117	1 Lap 126.9	4	2:09.628	129.3
16 10 Omar Benhayoun	VIP CHALLENGE		2L	10	22:06.780	1 Lap 126.3	3	2:10.204	128.7
17 34 Hugo Dutertre	VIP CHALLENGE		2L	10	22:13.500	1 Lap 125.7	5	2:09.604	129.3
18 32 Thomas Humeau	VIP CHALLENGE		2L	10	22:14.790	1 Lap 125.5	2	2:11.322	127.6
19 30 Yvan Dupuis	MV2S		2L	10	22:29.751	1 Lap 124.2	6	2:11.305	127.6
20 37 Olivier Leclerot	MV2S		2L	10	22:41.128	1 Lap 123.1	8	2:11.651	127.3
<b>Not classified:</b>									
5 François Pija	DM RACING		2L	4	8:57.281		3	2:09.837	129.1
12 Alexandre Guesdon	GENERATION STUNT		ST	1	2:45.548				

#### Pole Position

Isaakyan, Nerses **1:53.976**

#### Fastest Lap

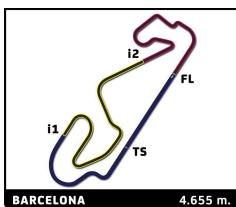
Lap 2 Romain Carton **1:53.587** 147.5 Kph

This classification is subject to the appeal of Competitor #31 in Qualifying

Published at: .....

Track Status: **DRY**

<b>Stewards:</b>	<b>Timekeeper:</b>
------------------	--------------------



# MITJET

## Circuit de Barcelona - Catalunya 1st Race

### Provisional Classification by Class

Nr. Drivers	Team	Car	Laps	Total Time	Gap	Kph	Best Lap		
							Lap	Time	Kph
<b>2L</b>									
1 76 L. Revol	MV2S		10	<b>21:24.127</b>		130.5	5	<b>2:06.560</b>	132.4
2 18 E. Cauhaupé	POLE POSITION		10	<b>21:25.498</b>	+1.371	130.4	3	<b>2:06.623</b>	132.3
3 74 S. Baud	GPC MOTORSPORT		10	<b>21:25.942</b>	+1.815	130.3	5	<b>2:06.378</b>	132.6
4 31 D. Di Benedetto / F. Malvestiti	THE CLUB MOTORSPORT		10	<b>21:27.275</b>	+3.148	130.2	5	<b>2:06.329</b>	132.7
5 68 V. Weyrich	GPC MOTORSPORT		10	<b>21:28.875</b>	+4.748	130.0	2	<b>2:06.773</b>	132.2
6 41 R. Benedetti / M. Ampolo	THE CLUB MOTORSPORT		10	<b>21:30.771</b>	+6.644	129.8	5	<b>2:07.336</b>	131.6
7 55 A. Jouan / A. Lepretre	MIRAGE RACING		10	<b>21:39.367</b>	+15.240	129.0	4	<b>2:08.060</b>	130.9
8 93 P. Corinti / C. Roure	DM RACING		10	<b>21:47.279</b>	+23.152	128.2	2	<b>2:08.675</b>	130.2
9 13 X. Marre-Boniface	VIP CHALLENGE		10	<b>21:48.355</b>	+24.228	128.1	7	<b>2:08.885</b>	130.0
10 88 D. Caso / L. Engolli	THE CLUB MOTORSPORT		10	<b>21:57.984</b>	+33.857	127.1	7	<b>2:08.644</b>	130.3
11 69 F. De Brabant	MIRAGE RACING		10	<b>22:00.117</b>	+35.990	126.9	4	<b>2:09.628</b>	129.3
12 10 O. Benhayoun	VIP CHALLENGE		10	<b>22:06.780</b>	+42.653	126.3	3	<b>2:10.204</b>	128.7
13 34 H. Dutertre	VIP CHALLENGE		10	<b>22:13.500</b>	+49.373	125.7	5	<b>2:09.604</b>	129.3
14 32 C. Contre / T. Humeau	VIP CHALLENGE		10	<b>22:14.790</b>	+50.663	125.5	2	<b>2:11.322</b>	127.6
15 30 Y. Dupuis	MV2S		10	<b>22:29.751</b>	+1'05.624	124.2	6	<b>2:11.305</b>	127.6
16 37 O. Leclerot	MV2S		10	<b>22:41.128</b>	+1'17.001	123.1	8	<b>2:11.651</b>	127.3
<b>Not classified:</b>									
5 G. Pigeat / F. Pija	DM RACING		4	<b>8:57.281</b>			3	<b>2:09.837</b>	129.1
<b>ST</b>									
1 17 N. Isaakyan	ARCTIC ENERGY		11	<b>21:16.303</b>		144.4	2	<b>1:53.664</b>	147.4
2 25 R. Carton	GPC MOTORSPORT		11	<b>21:17.026</b>	+0.723	144.3	2	<b>1:53.587</b>	147.5
3 23 J. Lourenço	VIP CHALLENGE		11	<b>21:36.106</b>	+19.803	142.2	3	<b>1:55.555</b>	145.0
4 27 C. Cresp	VIP CHALLENGE		11	<b>21:41.275</b>	+24.972	141.7	2	<b>1:55.496</b>	145.1
<b>Not classified:</b>									
12 A. Guesdon	GENERATION STUNT		1	<b>2:45.548</b>					

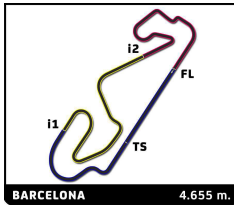
This classification is subject to the appeal of Competitor #31 in Qualifying

Published at: .....

Track Status: **DRY**

Stewards:

Timekeeper:



## MITJET

Circuit de Barcelona - Catalunya

1st Race

Provisional Classification by Division

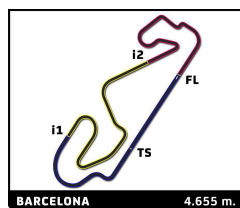
Nr. Drivers	Team	Car	Cl	Laps	Total Time	Gap	Kph	Best Lap		
								Lap	Time	Kph
<b>AM</b>										
1	23 J. Lourenço	VIP CHALLENGE	ST	11	<b>21:36.106</b>		142.2	3	<b>1:55.555</b>	145.0
2	27 C. Cresp	VIP CHALLENGE	ST	11	<b>21:41.275</b>	+5.169	141.7	2	<b>1:55.496</b>	145.1
3	18 E. Cauhaupé	POLE POSITION	2L	10	<b>21:25.498</b>		1 Laps 130.4	3	<b>2:06.623</b>	132.3
4	13 X. Marre-Boniface	VIP CHALLENGE	2L	10	<b>21:48.355</b>		1 Laps 128.1	7	<b>2:08.885</b>	130.0
5	69 F. De Brabant	MIRAGE RACING	2L	10	<b>22:00.117</b>		1 Laps 126.9	4	<b>2:09.628</b>	129.3
6	34 H. Dutertre	VIP CHALLENGE	2L	10	<b>22:13.500</b>		1 Laps 125.7	5	<b>2:09.604</b>	129.3
7	30 Y. Dupuis	MV2S	2L	10	<b>22:29.751</b>		1 Laps 124.2	6	<b>2:11.305</b>	127.6
8	37 O. Leclerot	MV2S	2L	10	<b>22:41.128</b>		1 Laps 123.1	8	<b>2:11.651</b>	127.3
<b>PRO</b>										
1	17 N. Isaakyan	ARCTIC ENERGY	ST	11	<b>21:16.303</b>		144.4	2	<b>1:53.664</b>	147.4
2	25 R. Carton	GPC MOTORSPORT	ST	11	<b>21:17.026</b>	+0.723	144.3	2	<b>1:53.587</b>	147.5
3	76 L. Revol	MV2S	2L	10	<b>21:24.127</b>		1 Laps 130.5	5	<b>2:06.560</b>	132.4
4	74 S. Baud	GPC MOTORSPORT	2L	10	<b>21:25.942</b>		1 Laps 130.3	5	<b>2:06.378</b>	132.6
5	68 V. Weyrich	GPC MOTORSPORT	2L	10	<b>21:28.875</b>		1 Laps 130.0	2	<b>2:06.773</b>	132.2
6	10 O. Benhayoun	VIP CHALLENGE	2L	10	<b>22:06.780</b>		1 Laps 126.3	3	<b>2:10.204</b>	128.7
<b>Not classified:</b>										
	12 A. Guesdon	GENERATION STUNT	ST	1	<b>2:45.548</b>					
<b>PRO/AM</b>										
1	31 D. Di Benedetto / F. Malvestiti	THE CLUB MOTORSPORT	2L	10	<b>21:27.275</b>		130.2	5	<b>2:06.329</b>	132.7
2	41 R. Benedetti / M. Ampolo	THE CLUB MOTORSPORT	2L	10	<b>21:30.771</b>	+3.496	129.8	5	<b>2:07.336</b>	131.6
3	55 A. Jouan / A. Lepretre	MIRAGE RACING	2L	10	<b>21:39.367</b>	+12.092	129.0	4	<b>2:08.060</b>	130.9
4	93 P. Corinti / C. Roure	DM RACING	2L	10	<b>21:47.279</b>	+20.004	128.2	2	<b>2:08.675</b>	130.2
5	88 D. Caso / L. Engolli	THE CLUB MOTORSPORT	2L	10	<b>21:57.984</b>	+30.709	127.1	7	<b>2:08.644</b>	130.3
6	32 C. Contre / T. Humeau	VIP CHALLENGE	2L	10	<b>22:14.790</b>	+47.515	125.5	2	<b>2:11.322</b>	127.6
<b>Not classified:</b>										
	5 G. Pigeat / F. Pija	DM RACING	2L	4	<b>8:57.281</b>			3	<b>2:09.837</b>	129.1

This classification is subject to the appeal of Competitor #31 in Qualifying

Published at: .....

Track Status: **DRY**

<b>Stewards:</b>	<b>Timekeeper:</b>
------------------	--------------------



## MITJET

Circuit de Barcelona - Catalunya

1st Race

Provisional Classification by Driver Fastest Lap

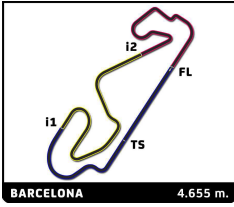
Nr	Team	Car	Class	Driver	Time	Lap	Total	Gap	Kph
1	25	GPC MOTORSPORT	ST	Romain Carton	1:53.587	2	11		147.5
2	17	ARCTIC ENERGY	ST	Nerses Isaakyan	1:53.664	2	11	0.077	0.077 147.4
3	27	VIP CHALLENGE	ST	Christophe Cresp	1:55.496	2	11	1.909	1.832 145.1
4	23	VIP CHALLENGE	ST	Jeremy Lourenço	1:55.555	3	11	1.968	0.059 145.0
5	31	THE CLUB MOTORSPORT	2L	Francesco Malvestiti	2:06.329	5	10	12.742	10.774 132.7
6	74	GPC MOTORSPORT	2L	Sebastien Baud	2:06.378	5	10	12.791	0.049 132.6
7	76	MV2S	2L	Ludovic Revol	2:06.560	5	10	12.973	0.182 132.4
8	18	POLE POSITION	2L	Edouard Cauhaupé	2:06.623	3	10	13.036	0.063 132.3
9	68	GPC MOTORSPORT	2L	Victor Weyrich	2:06.773	2	10	13.186	0.150 132.2
10	41	THE CLUB MOTORSPORT	2L	Marco Ampolo	2:07.336	5	10	13.749	0.563 131.6
11	55	MIRAGE RACING	2L	Arthur Lepretre	2:08.060	4	10	14.473	0.724 130.9
12	88	THE CLUB MOTORSPORT	2L	Luca Engolli	2:08.644	7	10	15.057	0.584 130.3
13	93	DM RACING	2L	Christophe Roure	2:08.675	2	10	15.088	0.031 130.2
14	13	VIP CHALLENGE	2L	Xavier Marre-Boniface	2:08.885	7	10	15.298	0.210 130.0
15	34	VIP CHALLENGE	2L	Hugo Dutertre	2:09.604	5	10	16.017	0.719 129.3
16	69	MIRAGE RACING	2L	Frederic De Brabant	2:09.628	4	10	16.041	0.024 129.3
17	5	DM RACING	2L	François Pija	2:09.837	3	4	16.250	0.209 129.1
18	10	VIP CHALLENGE	2L	Omar Benhayoun	2:10.204	3	10	16.617	0.367 128.7
19	30	MV2S	2L	Yvan Dupuis	2:11.305	6	10	17.718	1.101 127.6
20	32	VIP CHALLENGE	2L	Thomas Humeau	2:11.322	2	10	17.735	0.017 127.6
21	37	MV2S	2L	Olivier Leclerot	2:11.651	8	10	18.064	0.329 127.3
22	12	GENERATION STUNT	ST	Alexandre Guesdon			1		
23	5	DM RACING	2L	Guillaume Pigeat					
24	31	THE CLUB MOTORSPORT	2L	Davide Di Benedetto					
25	32	VIP CHALLENGE	2L	Christophe Contre					
26	41	THE CLUB MOTORSPORT	2L	Roberto Benedetti					
27	55	MIRAGE RACING	2L	Alexandre Jouan					
28	88	THE CLUB MOTORSPORT	2L	Dario Caso					
29	93	DM RACING	2L	Pascal Corinti					

Published at: .....

Track Status: **DRY**

Race Director:

Timekeeper:



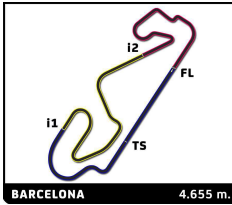
# MITJET

## Circuit de Barcelona - Catalunya

### 1st Race

### Lap Chart

		LAP											
Nr	Pos	Grid	1	2	3	4	5	6	7	8	9	10	11
17	<b>1</b>	17	25	25	25	25	25	17	17	17	17	17	17
25	<b>2</b>	25	17	17	17	17	17	25	25	25	25	25	25
23	<b>3</b>	23	23	23	23	23	23	23	23	23	23	23	23
12	<b>4</b>	12	27	27	27	27	27	27	27	27	27	27	27
27	<b>5</b>	27	74	68	74	68	68	76	76	76	76	76	76
74	<b>13</b>	74	68	74	68	76	76	68	74	74	18	18	18
68	<b>14</b>	68	76	76	76	74	74	74	68	18	74	74	74
76	<b>15</b>	76	31	31	31	18	31	18	18	31	31	31	31
18	<b>16</b>	18	41	18	18	31	18	31	31	68	68	68	68
55	<b>17</b>	55	18	41	41	41	41	41	41	41	41	41	41
93	<b>18</b>	93	55	55	55	55	55	55	55	55	55	55	55
41	<b>19</b>	41	13	93	93	93	93	93	93	93	93	93	93
13	<b>20</b>	13	93	13	13	13	13	13	13	13	13	13	13
69	<b>21</b>	69	69	69	69	69	69	69	69	88	88	88	88
34	<b>22</b>	34	34	34	34	34	34	88	88	69	69	69	69
5		5	88	88	88	88	88	34	34	34	34	10	10
10		10	5	5	5	5	10	10	10	10	10	34	34
32		32	10	10	10	10	32	32	32	32	32	32	32
88		88	32	32	32	32	30	30	30	30	30	30	30
30		30	30	30	30	30	37	37	37	37	37	37	37
37		37	37	37	37	37							
31		31	12										



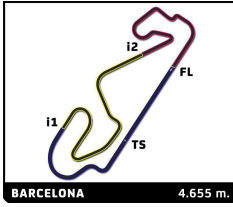
## MITJET

Circuit de Barcelona - Catalunya

1st Race

Best Sector Times

SECTOR 1			SECTOR 2			SECTOR 3			Pos	Team	Cl	Ideal Lap	Best Lap
Pos	Driver	Time	Driver	Time	Driver	Time	Pos	Team					
1	17 N.Isaakyan	32.735	25 R.Carton	43.990	25 R.Carton	36.628	1	25 GPC MOTORSPORT	ST	1:53.490	1:53.587	(1)	
2	23 J.Lourenço	32.786	17 N.Isaakyan	44.005	17 N.Isaakyan	36.795	2	17 ARCTIC ENERGY	ST	1:53.535	1:53.664	(2)	
3	25 R.Carton	32.872	23 J.Lourenço	44.468	23 J.Lourenço	37.413	3	23 VIP CHALLENGE	ST	1:54.667	1:55.555	(4)	
4	27 C.Cresp	32.931	27 C.Cresp	44.711	27 C.Cresp	37.854	4	27 VIP CHALLENGE	ST	1:55.496	1:55.496	(3)	
5	18 E.Cauhaupe	36.169	74 S.Baud	48.768	31 F.Malvestiti	40.884	5	74 GPC MOTORSPORT	2L	2:05.975	2:06.378	(6)	
6	74 S.Baud	36.201	68 V.Weyrich	48.884	68 V.Weyrich	40.979	6	31 THE CLUB MOTORSPORT	2L	2:06.106	2:06.329	(5)	
7	76 L.Revol	36.205	76 L.Revol	48.948	74 S.Baud	41.006	7	18 POLE POSITION	2L	2:06.245	2:06.623	(8)	
8	31 F.Malvestiti	36.267	31 F.Malvestiti	48.955	18 E.Cauhaupe	41.064	8	76 MV2S	2L	2:06.302	2:06.560	(7)	
9	41 M.Ampolo	36.349	18 E.Cauhaupe	49.012	76 L.Revol	41.149	9	68 GPC MOTORSPORT	2L	2:06.516	2:06.773	(9)	
10	55 A.Lepretre	36.590	41 M.Ampolo	49.372	41 M.Ampolo	41.301	10	41 THE CLUB MOTORSPORT	2L	2:07.022	2:07.336	(10)	
11	68 V.Weyrich	36.653	93 C.Roure	49.756	55 A.Lepretre	41.542	11	55 MIRAGE RACING	2L	2:07.937	2:08.060	(11)	
12	5 F.Pija	36.806	55 A.Lepretre	49.805	93 C.Roure	41.613	12	93 DM RACING	2L	2:08.323	2:08.675	(13)	
13	88 L.Engolli	36.835	34 H.Dutertre	49.837	34 H.Dutertre	41.731	13	88 THE CLUB MOTORSPORT	2L	2:08.566	2:08.644	(12)	
14	13 X.Marre-Boniface	36.911	13 X.Marre-Boniface	49.839	88 L.Engolli	41.735	14	13 VIP CHALLENGE	2L	2:08.573	2:08.885	(14)	
15	93 C.Roure	36.954	88 L.Engolli	49.996	13 X.Marre-Boniface	41.823	15	34 VIP CHALLENGE	2L	2:08.699	2:09.604	(15)	
16	10 O.Benhayoun	37.010	69 F.De Brabant	50.200	69 F.De Brabant	41.834	16	69 MIRAGE RACING	2L	2:09.188	2:09.628	(16)	
17	34 H.Dutertre	37.131	5 F.Pija	50.526	10 O.Benhayoun	41.919	17	5 DM RACING	2L	2:09.686	2:09.837	(17)	
18	69 F.De Brabant	37.154	10 O.Benhayoun	50.863	5 F.Pija	42.354	18	10 VIP CHALLENGE	2L	2:09.792	2:10.204	(18)	
19	30 Y.Dupuis	37.421	32 T.Humeau	50.877	32 T.Humeau	42.507	19	30 MV2S	2L	2:10.963	2:11.305	(19)	
20	37 O.Leclerot	37.715	30 Y.Dupuis	50.895	37 O.Leclerot	42.587	20	32 VIP CHALLENGE	2L	2:11.111	2:11.322	(20)	
21	32 T.Humeau	37.727	37 O.Leclerot	50.935	30 Y.Dupuis	42.647	21	37 MV2S	2L	2:11.237	2:11.651	(21)	



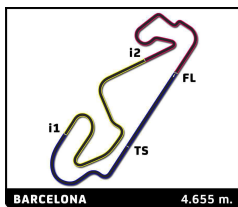
## MITJET

Circuit de Barcelona - Catalunya

1st Race

Best Top Speeds

Team	Car	Class	Top Speed Driver	Top 1		Top 2		Top 3		Top 4		Top 5		Avg
				Kph	Lap	Kph	Lap	Kph	Lap	Kph	Lap	Kph	Lap	
25 GPC MOTORSPORT		ST	R. Carton	<b>234.3</b>	10	233.8	9	232.8	8	232.3	7	229.9	6	232.6
27 VIP CHALLENGE		ST	C. Cresp	<b>232.8</b>	10	231.3	3	231.3	9	230.3	2	230.3	7	231.2
17 ARCTIC ENERGY		ST	N. Isaakyan	<b>232.3</b>	6	231.3	9	230.3	8	229.9	5	228.9	3	230.5
23 VIP CHALLENGE		ST	J. Lourenço	<b>231.3</b>	7	228.9	3	228.9	10	228.9	8	228.9	9	229.4
31 THE CLUB MOTORSPORT		2L	F. Malvestiti	<b>214.9</b>	8	212.8	3	209.9	7	209.5	6	207.5	2	210.9
18 POLE POSITION		2L	E. Cauhaupé	<b>214.0</b>	8	213.2	2	212.3	6	212.3	3	211.5	4	212.7
55 MIRAGE RACING		2L	A. Lepretre	<b>213.6</b>	2	209.9	3	208.3	5	207.9	4	205.5	6	209.0
74 GPC MOTORSPORT		2L	S. Baud	<b>211.9</b>	6	210.7	5	209.5	3	209.1	7	208.7	8	210.0
76 MV2S		2L	L. Revol	<b>211.9</b>	2	211.5	3	211.1	6	209.9	4	206.7	5	210.2
68 GPC MOTORSPORT		2L	V. Weyrich	<b>210.3</b>	8	208.7	4	207.1	2	207.1	7	202.8	9	207.2
69 MIRAGE RACING		2L	F. De Brabant	<b>210.3</b>	3	209.5	10	209.1	2	206.3	9	205.5	4	208.1
10 VIP CHALLENGE		2L	O. Benhayoun	<b>210.3</b>	5	209.9	2	209.5	4	204.4	3	203.2	8	207.5
88 THE CLUB MOTORSPORT		2L	L. Engolli	<b>210.3</b>	2	209.1	8	208.7	6	208.3	3	207.9	4	208.9
41 THE CLUB MOTORSPORT		2L	M. Ampolo	<b>209.9</b>	3	209.5	10	209.5	5	209.1	2	208.7	9	209.3
5 DM RACING		2L	F. Pija	<b>209.1</b>	4	208.7	3	207.9	2					208.6
13 VIP CHALLENGE		2L	X. Marre-Bonifacio	<b>208.7</b>	6	207.5	5	207.5	8	206.7	4	206.7	7	207.4
30 MV2S		2L	Y. Dupuis	<b>207.1</b>	3	205.9	2	205.9	7	205.5	6	205.1	5	205.9
34 VIP CHALLENGE		2L	H. Dutertre	<b>205.9</b>	2	205.1	7	203.2	10	203.2	8	202.8	9	204.0
93 DM RACING		2L	C. Roue	<b>205.5</b>	2	205.1	9	205.1	7	204.4	3	204.0	5	204.8
37 MV2S		2L	O. Leclerot	<b>204.0</b>	2	203.6	3	202.8	6	202.5	7	202.1	8	203.0
32 VIP CHALLENGE		2L	T. Humeau	<b>201.0</b>	2	201.0	3	198.0	4	198.0	5	198.0	7	199.2
12 GENERATION STUNT		ST	A. Guesdon											



# MITJET

## Circuit de Barcelona - Catalunya

### 1st Race

### Fastest Lap Sequence

Practice Time	Team	Car	Class	Driver	Time	Kph	
3:54.551	25 GPC MOTORSPORT		ST	Romain Carton	<b>1:53.587</b>	147.5	2





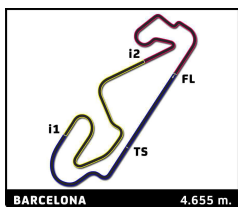
# MITJET

## Circuit de Barcelona - Catalunya 1st Race

### Analysis by lap

Lapped

Nr	Lap Time	Gap	Nr	Lap Time	Gap	Nr	Lap Time	Gap	Nr	Lap Time	Gap	Nr	Lap Time	Gap
<b>Lap 1</b>			31	2:06.850	43.653	32	2:11.612	1:36.826	31	2:08.204	1:45.251	88	2:10.878	1 Lap
25	2:00.964		18	2:06.623	43.877	30	2:11.482	1:37.634	68	2:09.410	1:45.764	69	2:12.504	1 Lap
17	2:01.859	0.895	41	2:07.855	46.150	<b>Lap 6</b>			41	2:07.817	1:46.852	10	2:11.072	1 Lap
23	2:02.902	1.938	55	2:08.443	47.989	17	1:56.202	55	2:09.224	1:55.386	34	2:24.042	1 Lap	
27	2:04.956	3.992	93	2:09.128	51.484	27	1:56.893	0.246	<b>Lap 9</b>			32	2:11.820	1 Lap
74	2:16.508	15.544	13	2:08.991	52.061	25	1:56.893	0.246	17	1:56.030	30	2:13.112	1 Lap	
68	2:16.843	15.879	69	2:10.378	54.591	37	2:14.178	1 Lap	25	1:56.442	1.715	37	2:12.107	1 Lap
76	2:17.105	16.141	34	2:10.183	56.219	23	1:55.949	7.289	93	2:09.340	1 Lap			
31	2:17.738	16.774	88	2:10.137	57.858	27	1:57.232	13.806	13	2:09.822	1 Lap			
41	2:18.693	17.729	5	2:09.837	58.237	76	2:07.458	1:19.822	23	1:58.119	10.157			
18	2:19.024	18.060	10	2:10.204	59.185	68	2:08.886	1:20.563	88	2:11.454	1 Lap			
18	2:19.024	18.060	32	2:11.668	1:02.520	74	2:08.124	1:20.755	69	2:12.702	1 Lap			
55	2:19.510	18.546	30	2:12.215	1:03.852	18	2:07.238	1:21.113	34	2:10.787	1 Lap			
13	2:21.958	20.994	37	2:26.868	1:23.754	31	2:08.082	1:21.502	27	1:57.189	18.970			
93	2:22.173	21.209	<b>Lap 4</b>			41	2:07.346	1:22.916	10	2:10.633	1 Lap			
69	2:22.974	22.010	25	1:54.579	55	2:09.988	1:28.898	32	2:13.001	1 Lap				
34	2:23.683	22.719	17	1:54.371	0.511	93	2:09.123	1:33.099	30	2:12.963	1 Lap			
88	2:24.357	23.393	23	1:55.863	6.811	13	2:09.310	1:33.703	37	2:11.651	1 Lap			
5	2:25.070	24.106	27	1:56.722	10.829	69	2:09.940	1:38.548	76	2:07.281	1:54.680			
10	2:26.005	25.041	68	2:07.212	55.972	88	2:09.985	1:40.875	18	2:08.695	1:56.466			
32	2:28.022	27.058	76	2:08.065	56.980	34	2:11.411	1:41.635	74	2:09.722	1:57.275			
30	2:28.814	27.850	74	2:09.011	57.429	10	2:11.911	1:47.860	<b>Lap 10</b>					
37	2:30.988	30.024	18	2:08.788	58.086	32	2:11.391	1:51.570	17	1:57.444	31	2:08.462	1 Lap	
12	2:45.548	44.584	31	2:09.193	58.267	30	2:11.305	1:52.292	25	1:56.234	0.505			
<b>Lap 2</b>			41	2:07.839	59.410	<b>Lap 7</b>			68	2:08.404	1 Lap			
25	1:53.587		55	2:08.060	1:01.470	17	1:55.327	25	1:55.695	0.614				
17	1:53.664	0.972	93	2:09.053	1:05.958	23	1:55.826	7.788	41	2:08.711	1 Lap			
23	1:55.562	3.913	13	2:08.942	1:06.424	27	1:57.744	16.223	55	2:09.070	1 Lap			
27	1:55.496	5.901	69	2:09.628	1:09.640	37	2:13.084	1 Lap	93	2:10.025	1 Lap			
68	2:06.773	29.065	34	2:10.156	1:11.796	76	2:07.071	1:31.566	13	2:09.181	1 Lap			
74	2:07.694	29.651	88	2:09.774	1:13.053	74	2:06.451	1:31.879	23	2:05.076	17.789			
76	2:07.723	30.277	5	2:10.552	1:14.210	68	2:07.237	1:32.473	27	1:59.798	21.324			
31	2:07.557	30.744	10	2:10.478	1:15.084	18	2:07.006	1:32.792	88	2:11.886	1 Lap			
18	2:06.722	31.195	32	2:11.802	1:19.743	31	2:06.991	1:33.166	69	2:12.194	1 Lap			
41	2:08.094	32.236	30	2:11.408	1:20.681	41	2:07.565	1:35.154	34	2:11.298	1 Lap			
55	2:08.528	33.487	37	2:14.070	1:43.245	55	2:08.710	1:42.281	10	2:11.301	1 Lap			
93	2:08.675	36.297	<b>Lap 5</b>			93	2:08.946	1:46.718	32	2:11.609	1 Lap			
13	2:09.604	37.011	25	1:54.529	13	2:08.885	1:47.261	30	2:12.305	1 Lap				
69	2:09.731	38.154	17	1:54.463	0.445	69	2:09.922	1:53.143	37	2:12.059	1 Lap			
34	2:10.845	39.977	23	1:55.705	7.987	88	2:08.644	1:54.192	<b>Lap 11</b>					
88	2:11.856	41.662	27	1:56.921	13.221	<b>Lap 8</b>			17	1:57.136				
5	2:11.822	42.341	68	2:06.881	1:08.324	17	1:56.119	25	1:57.354	0.723				
10	2:11.468	42.922	76	2:06.560	1:09.011	25	1:56.808	1.303	76	2:07.724	1 Lap			
32	2:11.322	44.793	74	2:06.378	1:09.278	34	2:11.491	1 Lap	18	2:07.309	1 Lap			
30	2:11.315	45.578	31	2:06.329	1:10.067	23	1:56.399	8.068	74	2:06.944	1 Lap			
37	2:14.390	50.827	18	2:06.965	1:10.522	10	2:11.667	1 Lap	31	2:07.869	1 Lap			
<b>Lap 3</b>			41	2:07.336	1:12.217	32	2:12.543	1 Lap	68	2:09.014	1 Lap			
25	1:53.941		55	2:08.616	1:15.557	27	1:57.707	17.811	41	2:09.515	1 Lap			
17	1:53.688	0.719	93	2:09.194	1:20.623	30	2:24.832	1 Lap	23	1:59.150	19.803			
23	1:55.555	5.527	13	2:09.145	1:21.040	37	2:11.733	1 Lap	55	2:09.218	1 Lap			
27	1:56.726	8.686	69	2:10.144	1:25.255	76	2:07.982	1:43.429	27	2:00.784	24.972			
74	2:07.287	42.997	34	2:09.604	1:26.871	74	2:07.823	1:43.583	93	2:11.622	1 Lap			
68	2:08.215	43.339	88	2:09.013	1:27.537	18	2:07.128	1:43.801	13	2:12.517	1 Lap			
76	2:07.158	43.494	10	2:12.041	1:32.596									

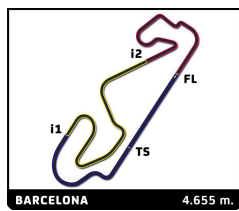


## MITJET Circuit de Barcelona - Catalunya 1st Race

### Sector Analysis

█ Personal Best   █ Session Best   B Crossing the finish line in pit lane

Lap	D	Time	Sector 1	Sector 2	Sector 3	T. Spd	Elapsed	Lap	D	Time	Sector 1	Sector 2	Sector 3	T. Spd	Elapsed	
<b>5</b>	<b>DM RACING</b> 1. Guillaume Pigeat 2. François Pija							2L	4	1	2:08.788	37.195	49.769	41.824	211.5	8:41.157
1	2	2:25.070	50.755	51.745	42.570		2:25.070	5	1	2:06.965	36.707	49.152	41.106	207.9	10:48.122	
2	2	2:11.822	37.154	51.290	43.378	207.9	4:36.892	6	1	2:07.238	36.169	49.699	41.370	212.3	12:55.360	
3	2	2:09.837	36.806	50.677	42.354	208.7	6:46.729	7	1	2:07.006	36.600	49.342	41.064	209.5	15:02.366	
4	2	2:10.552	37.304	50.526	42.722	209.1	8:57.281	8	1	2:07.128	36.348	49.012	41.768	214.0	17:09.494	
<b>10</b>	<b>VIP CHALLENGE</b> 1. Omar Benhayoun							2L	9	1	2:08.695	37.107	49.348	42.240	211.1	19:18.189
1	1	2:26.005	50.526	52.906	42.573		2:26.005	10	1	2:07.309	36.884	49.145	41.280	203.2	21:25.498	
2	1	2:11.468	37.087	50.989	43.392	209.9	4:37.473	<b>23</b>	<b>VIP CHALLENGE</b> 1. Jeremy Lourenço							ST
3	1	2:10.204	37.010	50.926	42.268	204.4	6:47.677	1	1	2:02.902	40.843	44.646	37.413		2:02.902	
4	1	2:10.478	37.416	50.863	42.199	209.5	8:58.155	2	1	1:55.562	32.786	44.468	38.308	228.4	3:58.464	
5	1	2:12.041	37.429	52.158	42.454	210.3	11:10.196	3	1	1:55.555	32.930	44.511	38.114	228.9	5:54.019	
6	1	2:11.911	37.694	51.447	42.770	202.1	13:22.107	4	1	1:55.863	33.130	44.599	38.134	226.5	7:49.882	
7	1	2:11.667	37.547	51.871	42.249	202.8	15:33.774	5	1	1:55.705	33.094	44.665	37.946	227.4	9:45.587	
8	1	2:10.633	37.361	51.353	41.919	203.2	17:44.407	6	1	1:55.949	33.166	44.966	37.817	226.5	11:41.536	
9	1	2:11.301	37.489	51.109	42.703	202.8	19:55.708	7	1	1:55.826	32.862	44.924	38.040	231.3	13:37.362	
10	1	2:11.072	37.570	51.258	42.244	201.0	22:06.780	8	1	1:56.399	33.163	44.932	38.304	228.9	15:33.761	
<b>12</b>	<b>GENERATION STUNT</b> 1. Alexandre Guesdon							ST	9	1	1:58.119	33.105	45.092	39.922	228.9	17:31.880
1	1	2:45.548	47.774	1:00.670	57.104		2:45.548	10	1	2:05.076	33.432	46.170	45.474	228.9	19:36.956	
<b>13</b>	<b>VIP CHALLENGE</b> 1. Xavier Marre-Boniface							2L	11	1	1:59.150	33.993	46.070	39.087	222.3	21:36.106
1	1	2:21.958	49.463	50.196	42.299		2:21.958	<b>25</b>	<b>GPC MOTORSPORT</b> 1. Romain Carton							ST
2	1	2:09.604	37.564	50.199	41.841	200.6	4:31.562	1	1	2:00.964	40.202	44.134	36.628		2:00.964	
3	1	2:08.991	37.054	50.114	41.823	205.9	6:40.553	2	1	1:53.587	32.872	43.990	36.725	228.4	3:54.551	
4	1	2:08.942	37.076	49.839	42.027	206.7	8:49.495	3	1	1:53.941	33.006	44.207	36.728	229.4	5:48.492	
5	1	2:09.145	36.934	50.319	41.892	207.5	10:58.640	4	1	1:54.579	33.088	44.355	37.136	228.4	7:43.071	
6	1	2:09.310	37.103	50.369	41.838	208.7	13:07.950	5	1	1:54.529	33.031	44.396	37.102	229.4	9:37.600	
7	1	2:08.885	36.911	50.087	41.887	206.7	15:16.835	6	1	1:56.893	32.964	45.424	38.505	229.9	11:34.493	
8	1	2:09.822	36.933	50.033	42.856	207.5	17:26.657	7	1	1:55.695	33.371	45.096	37.228	232.3	13:30.188	
9	1	2:09.181	36.984	49.984	42.213	205.5	19:35.838	8	1	1:56.808	33.569	45.518	37.721	232.8	15:26.996	
10	1	2:12.517	40.462	50.143	41.912	158.9	21:48.355	9	1	1:56.442	33.256	44.568	38.618	233.8	17:23.438	
<b>17</b>	<b>ARCTIC ENERGY</b> 1. Nerses Isaakyan							ST	10	1	1:56.234	33.762	44.298	38.174	234.3	19:19.672
1	1	2:01.859	40.399	44.580	36.880		2:01.859	11	1	1:57.354	35.201	44.926	37.227	225.6	21:17.026	
2	1	1:53.664	32.864	44.005	36.795	228.4	3:55.523	<b>27</b>	<b>VIP CHALLENGE</b> 1. Christophe Cresp							ST
3	1	1:53.688	32.782	44.086	36.820	228.9	5:49.211	1	1	2:04.956	41.514	45.071	38.371		2:04.956	
4	1	1:54.371	32.735	44.526	37.110	228.4	7:43.582	2	1	1:55.496	32.931	44.711	37.854	230.3	4:00.452	
5	1	1:54.463	32.838	44.490	37.135	229.9	9:38.045	3	1	1:56.726	32.947	45.611	38.168	231.3	5:57.178	
6	1	1:56.202	32.824	45.254	38.124	232.3	11:34.247	4	1	1:56.722	33.169	45.122	38.431	229.4	7:53.900	
7	1	1:55.327	33.518	44.693	37.116	227.0	13:29.574	5	1	1:56.921	33.299	45.281	38.341	229.4	9:50.821	
8	1	1:56.119	33.383	44.546	38.190	230.3	15:25.693	6	1	1:57.232	33.341	45.349	38.542	228.4	11:48.053	
9	1	1:56.030	33.726	44.428	37.876	231.3	17:21.723	7	1	1:57.744	33.227	45.862	38.655	230.3	13:45.797	
10	1	1:57.444	32.879	44.346	40.219	228.9	19:19.167	8	1	1:57.707	33.215	45.487	39.005	230.3	15:43.504	
11	1	1:57.136	34.708	45.079	37.349	218.8	21:16.303	9	1	1:57.189	33.135	45.614	38.440	231.3	17:40.693	
<b>18</b>	<b>POLE POSITION</b> 1. Edouard Cauhaupé							2L	10	1	1:59.798	35.006	46.294	38.498	232.8	19:40.491
1	1	2:19.024	47.676	49.802	41.546		2:19.024	11	1	2:00.784	35.628	45.958	39.198	199.1	21:41.275	
2	1	2:06.722	36.409	49.078	41.235	213.2	4:25.746	<b>30</b>	<b>MV2S</b> 1. Yvan Dupuis							2L
3	1	2:06.623	36.335	49.104	41.184	212.3	6:32.369	1	1	2:28.814	52.614	52.749	43.451		2:28.814	
								2	1	2:11.315	37.443	51.225	42.647	205.9	4:40.129	
								3	1	2:12.215	37.614	51.579	43.022	207.1	6:52.344	
								4	1	2:11.408	37.724	50.895	42.789	203.2	9:03.752	
								5	1	2:11.482	37.421	51.241	42.820	205.1	11:15.234	

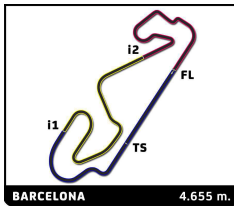


# MITJET Circuit de Barcelona - Catalunya 1st Race

## Sector Analysis

Personal Best Session Best B Crossing the finish line in pit lane

Lap	D	Time	Sector 1	Sector 2	Sector 3	T. Spd	Elapsed	Lap	D	Time	Sector 1	Sector 2	Sector 3	T. Spd	Elapsed
6	1	2:11.305	37.531	51.096	42.678	205.5	13:26.539	<b>41 THE CLUB MOTORSPORT</b>							
7	1	2:24.832	37.883	51.327	55.622	205.9	15:51.371	1.Roberto Benedetti 2L							
8	1	2:12.963	38.026	51.501	43.436	198.4	18:04.334	2.Marco Ampolo							
9	1	2:12.305	38.016	50.922	43.367	196.6	20:16.639	1	2	2:18.693	47.266	49.841	41.586	209.1	2:18.693
10	1	2:13.112	38.357	51.471	43.284	196.6	22:29.751	2	2	2:08.094	36.946	49.828	41.320	209.1	4:26.787
<b>31 THE CLUB MOTORSPORT</b>															
1.Davide Di Benedetto 2L															
2.Francesco Malvestiti															
1	2	2:17.738	46.524	49.569	41.645		2:17.738	3	2	2:07.855	36.349	49.841	41.665	209.9	6:34.642
2	2	2:07.557	36.693	49.489	41.375	207.5	4:25.295	4	2	2:07.839	37.016	49.522	41.301	205.9	8:42.481
3	2	2:06.850	36.442	48.955	41.453	212.8	6:32.145	5	2	2:07.336	36.534	49.395	41.407	209.5	10:49.817
4	2	2:09.193	37.604	49.417	42.172	206.7	8:41.338	6	2	2:07.346	36.449	49.545	41.352	208.3	12:57.163
5	2	2:06.329	36.267	49.171	40.891	207.5	10:47.667	7	2	2:07.565	36.536	49.589	41.440	208.7	15:04.728
6	2	2:08.082	36.551	50.243	41.288	209.5	12:55.749	8	2	2:07.817	36.748	49.628	41.441	205.1	17:12.545
7	2	2:06.991	36.384	49.723	40.884	209.9	15:02.740	9	2	2:08.711	36.548	49.372	42.791	208.7	19:21.256
8	2	2:08.204	36.418	50.591	41.195	214.9	17:10.944	10	2	2:09.515	36.602	49.484	43.429	209.5	21:30.771
9	2	2:08.462	36.578	49.186	42.698	207.5	19:19.406	<b>55 MIRAGE RACING</b>							
10	2	2:07.869	37.107	49.592	41.170	206.3	21:27.275	1.Alexandre Jouan 2L							
<b>32 VIP CHALLENGE</b>															
1.Christophe Contre 2L															
2.Thomas Humeau															
1	2	2:28.022	52.286	52.582	43.154		2:28.022	1	2	2:19.510	48.039	49.838	41.633		2:19.510
2	2	2:11.322	37.810	51.005	42.507	201.0	4:39.344	2	2	2:08.528	36.621	50.347	41.560	213.6	4:28.038
3	2	2:11.668	37.913	50.877	42.878	201.0	6:51.012	3	2	2:08.443	36.590	50.108	41.745	209.9	6:36.481
4	2	2:11.802	38.035	50.940	42.827	198.0	9:02.814	4	2	2:08.060	36.713	49.805	41.542	207.9	8:44.541
5	2	2:11.612	37.727	51.112	42.773	198.0	11:14.426	5	2	2:08.616	36.898	49.984	41.734	208.3	10:53.157
6	2	2:11.391	37.808	50.954	42.629	197.3	13:25.817	6	2	2:09.988	37.616	50.595	41.777	205.5	13:03.145
7	2	2:12.543	38.218	50.970	43.355	198.0	15:38.360	7	2	2:08.710	36.924	50.127	41.659	204.7	15:11.855
8	2	2:13.001	37.901	52.387	42.713	198.0	17:51.361	8	2	2:09.224	37.175	49.918	42.131	204.0	17:21.079
9	2	2:11.609	38.066	50.934	42.609	195.9	20:02.970	9	2	2:09.070	37.406	49.861	41.803	203.2	19:30.149
10	2	2:11.820	37.898	51.224	42.698	195.2	22:14.790	10	2	2:09.218	37.268	50.024	41.926	202.8	21:39.367
<b>34 VIP CHALLENGE</b>															
1.Hugo Dutertre 2L															
1	1	2:23.683	49.715	51.894	42.074		2:23.683	<b>68 GPC MOTORSPORT</b>							
2	1	2:10.845	37.131	51.971	41.743	205.9	4:34.528	1.Victor Weyrich 2L							
3	1	2:10.183	37.460	50.829	41.894	202.1	6:44.711	1	1	2:16.843	46.519	48.963	41.361		2:16.843
4	1	2:10.156	37.964	50.282	41.910	200.6	8:54.867	2	1	2:06.773	36.653	49.009	41.111	207.1	4:23.616
5	1	2:09.604	37.453	50.420	41.731	201.3	11:04.471	3	1	2:08.215	36.959	48.884	42.372	201.3	6:31.831
6	1	2:11.411	38.272	51.224	41.915	202.1	13:15.882	4	1	2:07.212	36.702	49.137	41.373	208.7	8:39.043
7	1	2:11.491	37.680	50.536	43.275	205.1	15:27.373	5	1	2:06.881	36.660	49.242	40.979	201.3	10:45.924
8	1	2:10.787	37.816	51.062	41.909	203.2	17:38.160	6	1	2:08.886	36.742	50.687	41.457	202.1	12:54.810
9	1	2:11.298	38.638	50.785	41.875	202.8	19:49.458	7	1	2:07.237	36.975	49.117	41.145	207.1	15:02.047
10	1	2:24.042	37.506	49.837	56.699	203.2	22:13.500	8	1	2:09.410	36.964	50.320	42.126	210.3	17:11.457
<b>37 MV25</b>															
1.Olivier Leclerot 2L															
1	1	2:30.988	52.451	54.624	43.913		2:30.988	9	1	2:08.404	37.076	49.181	42.147	202.8	19:19.861
2	1	2:14.390	39.043	52.195	43.152	204.0	4:45.378	10	1	2:09.014	37.909	49.399	41.706	188.1	21:28.875
3	1	2:26.868	38.527	52.045	56.296	203.6	7:12.246	<b>69 MIRAGE RACING</b>							
4	1	2:14.070	38.753	51.901	43.416	198.4	9:26.316	1.Frederic De Brabant 2L							
5	1	2:14.178	38.554	52.284	43.340	199.9	11:40.494	1	1	2:22.974	49.893	50.567	42.514		2:22.974
6	1	2:13.084	38.334	51.701	43.049	202.8	13:53.578	2	1	2:09.731	37.154	50.743	41.834	209.1	4:32.705
7	1	2:11.733	37.802	51.215	42.716	202.5	16:05.311	3	1	2:10.378	37.642	50.651	42.085	210.3	6:43.083
8	1	2:11.651	37.715	50.935	43.001	202.1	18:16.962	4	1	2:09.628	37.367	50.228	42.033	205.5	8:52.711
9	1	2:12.059	37.891	51.121	43.047	199.5	20:29.021	5	1	2:10.144	37.464	50.200	42.480	205.5	11:02.855
10	1	2:12.107	38.434	51.086	42.587	199.9	22:41.128	6	1	2:09.940	37.226	50.293	42.421	204.0	13:12.795
<b>74 GPC MOTORSPORT</b>															
1.Sebastien Baud 2L															
1	1	2:16.508	45.734	49.127	41.647		2:16.508	7	1	2:09.922	37.477	50.551	41.894	204.0	15:22.717
2	1	2:07.694	37.142	48.942	41.610	202.8	4:24.202	8	1	2:12.702	37.489	50.623	44.590	204.0	17:35.419



# MITJET

## Circuit de Barcelona - Catalunya

### 1st Race

### Sector Analysis

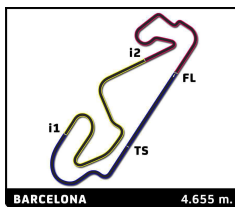
■ Personal Best ■ Session Best B Crossing the finish line in pit lane

Lap	D	Time	Sector 1	Sector 2	Sector 3	T. Spd	Elapsed	Lap	D	Time	Sector 1	Sector 2	Sector 3	T. Spd	Elapsed
3	1	2:07.287	36.682	<b>48.768</b>	41.837	209.5	6:31.489								
4	1	2:09.011	37.484	48.776	42.751	200.2	8:40.500								
5	1	<b>2:06.378</b>	<b>36.201</b>	49.021	41.156	210.7	10:46.878								
6	1	2:08.124	36.329	50.222	41.573	211.9	12:55.002								
7	1	2:06.451	36.434	49.011	<b>41.006</b>	209.1	15:01.453								
8	1	2:07.823	36.754	48.967	42.102	208.7	17:09.276								
9	1	2:09.722	37.462	49.254	43.006	206.3	19:18.998								
10	1	2:06.944	36.730	48.964	41.250	207.1	21:25.942								

76		MV2S		1. Ludovic Revol		2L	
1	1	2:17.105	45.892	49.405	41.808		2:17.105
2	1	2:07.723	36.800	49.490	41.433	211.9	4:24.828
3	1	2:07.158	36.230	49.167	41.761	211.5	6:31.986
4	1	2:08.065	37.246	49.360	41.459	209.9	8:40.051
5	1	<b>2:06.560</b>	36.236	49.175	<b>41.149</b>	206.7	10:46.611
6	1	2:07.458	<b>36.205</b>	50.097	41.156	211.1	12:54.069
7	1	2:07.071	36.786	<b>48.948</b>	41.337	204.0	15:01.140
8	1	2:07.982	36.760	49.005	42.217	206.7	17:09.122
9	1	2:07.281	37.034	49.079	41.168	203.6	19:16.403
10	1	2:07.724	36.449	50.021	41.254	202.8	21:24.127

88		THE CLUB MOTORSPORT		1. Dario Caso		2L	
1	2	2:24.357	50.119	51.963	42.275		2:24.357
2	2	2:11.856	37.132	51.829	42.895	210.3	4:36.213
3	2	2:10.137	37.139	50.144	42.854	208.3	6:46.350
4	2	2:09.774	37.439	50.181	42.154	207.9	8:56.124
5	2	2:09.013	<b>36.835</b>	50.204	41.974	207.9	11:05.137
6	2	2:09.985	37.196	50.195	42.594	208.7	13:15.122
7	2	<b>2:08.644</b>	36.913	<b>49.996</b>	<b>41.735</b>	207.5	15:23.766
8	2	2:11.454	36.929	50.443	44.082	209.1	17:35.220
9	2	2:11.886	38.302	50.489	43.095	207.5	19:47.106
10	2	2:10.878	38.246	50.201	42.431	203.6	21:57.984

93		DM RACING		1. Pascal Corinti		2L	
1	2	2:22.173	48.649	51.418	42.106		2:22.173
2	2	<b>2:08.675</b>	<b>36.954</b>	50.099	41.622	205.5	4:30.848
3	2	2:09.128	37.510	49.878	41.740	204.4	6:39.976
4	2	2:09.053	37.356	49.891	41.806	203.2	8:49.029
5	2	2:09.194	37.223	50.185	41.786	204.0	10:58.223
6	2	2:09.123	37.359	50.151	<b>41.613</b>	202.5	13:07.346
7	2	2:08.946	37.219	49.885	41.842	205.1	15:16.292
8	2	2:09.340	37.316	49.773	42.251	202.8	17:25.632
9	2	2:10.025	37.620	50.006	42.399	205.1	19:35.657
10	2	2:11.622	40.194	<b>49.756</b>	41.672	163.5	21:47.279



## MITJET

Circuit de Barcelona - Catalunya

3rd Race ((43' + 1 lap))

Provisional Classification

Drivers	Team	Vehicle	Class	Laps	Total Time	Gap	Kph	Best Lap	
								Lap	Time Kph
1 17 Nerses Isaakyan	ARCTIC ENERGY		ST	22	<b>45:32.381</b>	-	134.9	15	<b>1:53.986</b> 147.0
2 25 Romain Carton	GPC MOTORSPORT		ST	22	<b>45:32.495</b>	+0.114	134.9	5	<b>1:54.235</b> 146.7
3 23 Jeremy Lourenço	VIP CHALLENGE		ST	22	<b>46:06.050</b>	+33.669	133.3	4	<b>1:55.680</b> 144.9
4 12 Alexandre Guesdon	GENERATION STUNT		ST	22	<b>46:28.282</b>	+55.901	132.2	2	<b>1:55.714</b> 144.8
5 27 Christophe Cresp	VIP CHALLENGE		ST	22	<b>46:50.817</b>	+1:18.436	131.2	4	<b>1:55.803</b> 144.7
6 31 Davide Di Benedetto/Francesco Malvestiti	THE CLUB MOTORSPORT		2L	21	<b>47:34.113</b>	1 Lap	123.3	5	<b>2:05.496</b> 133.5
7 68 Victor Weyrich	GPC MOTORSPORT		2L	20	<b>45:31.620</b>	2 Laps	122.7	17	<b>2:06.268</b> 132.7
8 18 Edouard Cauhaupé	POLE POSITION		2L	20	<b>45:33.370</b>	2 Laps	122.6	4	<b>2:05.889</b> 133.1
9 74 Sébastien Baud	GPC MOTORSPORT		2L	20	<b>45:50.856</b>	2 Laps	121.8	17	<b>2:06.022</b> 133.0
10 76 Ludovic Revol	MV2S		2L	20	<b>45:51.397</b>	2 Laps	121.8	20	<b>2:06.494</b> 132.5
11 13 Xavier Marre-Boniface	VIP CHALLENGE		2L	20	<b>46:14.737</b>	2 Laps	120.8	18	<b>2:07.631</b> 131.3
12 93 Pascal Corinti/Christophe Roure	DM RACING		2L	20	<b>46:27.233</b>	2 Laps	120.2	7	<b>2:07.899</b> 131.0
13 88 Dario Caso/Luca Engolli	THE CLUB MOTORSPORT		2L	20	<b>46:35.455</b>	2 Laps	119.9	4	<b>2:06.690</b> 132.3
14 41 Roberto Benedetti/Marco Ampolo	THE CLUB MOTORSPORT		2L	20	<b>46:54.021</b>	2 Laps	119.1	6	<b>2:07.549</b> 131.4
15 69 Frédéric De Brabant	MIRAGE RACING		2L	20	<b>47:05.830</b>	2 Laps	118.6	5	<b>2:08.859</b> 130.0
16 34 Hugo Dutertre	VIP CHALLENGE		2L	20	<b>47:10.769</b>	2 Laps	118.4	4	<b>2:10.310</b> 128.6
17 5 Guillaume Pigeat/François Pija	DM RACING		2L	20	<b>47:37.208</b>	2 Laps	117.3	3	<b>2:07.633</b> 131.3
18 10 Omar Benhayoun	VIP CHALLENGE		2L	20	<b>48:04.932</b>	2 Laps	116.2	17	<b>2:11.177</b> 127.8
19 55 Alexandre Jouan/Arthur Lepretre	MIRAGE RACING		2L	19	<b>45:34.508</b>	3 Laps	116.4	3	<b>2:09.615</b> 129.3
20 30 Yvan Dupuis	MV2S		2L	19	<b>45:49.673</b>	3 Laps	115.8	4	<b>2:12.423</b> 126.5
21 32 Christophe Contre/Thomas Humeau	VIP CHALLENGE		2L	19	<b>46:01.943</b>	3 Laps	115.3	6	<b>2:10.950</b> 128.0
22 37 Olivier Leclerot	MV2S		2L	17	<b>45:39.519</b>	5 Laps	104.0	9	<b>2:13.125</b> 125.9

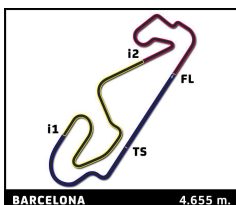
<b>Pole Position</b>		Isaakyan, Nerses	<b>1:53.703</b>	
<b>Fastest Lap</b>	Lap 15	Nerses Isaakyan	<b>1:53.986</b>	147.0 Kph

Car 32 - stop and go 40" to not respect time pit stop  
 Car 10 - stop and go 31" to not respect time pit stop  
 Car 69 - stop and go 31" to not respect time pit stop  
 Car 5 - Drive through 30" to cross pit lane exit line  
 This classification is subject to the appeal of Competitor #31 in Qualifying

Published at: .....

Track Status: **DRY**

<b>Stewards:</b>	<b>Timekeeper:</b>
------------------	--------------------



## MITJET

Circuit de Barcelona - Catalunya  
3rd Race

Provisional Classification by Class

Nr. Drivers	Team	Car	Laps	Total Time	Gap	Kph	Best Lap	
							Lap	Time Kph
<b>2L</b>								
1 31 <b>D. Di Benedetto / F. Malvestiti</b>	THE CLUB MOTORSPORT		21	<b>47:34.113</b>		123.3	5	<b>2:05.496</b> 133.5
2 68 <b>V. Weyrich</b>	GPC MOTORSPORT		20	<b>45:31.620</b>	1 Laps	122.7	17	<b>2:06.268</b> 132.7
3 18 <b>E. Cauhaupé</b>	POLE POSITION		20	<b>45:33.370</b>	1 Laps	122.6	4	<b>2:05.889</b> 133.1
4 74 <b>S. Baud</b>	GPC MOTORSPORT		20	<b>45:50.856</b>	1 Laps	121.8	17	<b>2:06.022</b> 133.0
5 76 <b>L. Revol</b>	MV2S		20	<b>45:51.397</b>	1 Laps	121.8	20	<b>2:06.494</b> 132.5
6 13 <b>X. Marre-Boniface</b>	VIP CHALLENGE		20	<b>46:14.737</b>	1 Laps	120.8	18	<b>2:07.631</b> 131.3
7 93 <b>P. Corinti / C. Roure</b>	DM RACING		20	<b>46:27.233</b>	1 Laps	120.2	7	<b>2:07.899</b> 131.0
8 88 <b>D. Caso / L. Engolli</b>	THE CLUB MOTORSPORT		20	<b>46:35.455</b>	1 Laps	119.9	4	<b>2:06.690</b> 132.3
9 41 <b>R. Benedetti / M. Ampolo</b>	THE CLUB MOTORSPORT		20	<b>46:54.021</b>	1 Laps	119.1	6	<b>2:07.549</b> 131.4
10 69 <b>F. De Brabant</b>	MIRAGE RACING		20	<b>47:05.830</b>	1 Laps	118.6	5	<b>2:08.859</b> 130.0
11 34 <b>H. Dutertre</b>	VIP CHALLENGE		20	<b>47:10.769</b>	1 Laps	118.4	4	<b>2:10.310</b> 128.6
12 5 <b>G. Pigeat / F. Pija</b>	DM RACING		20	<b>47:37.208</b>	1 Laps	117.3	3	<b>2:07.633</b> 131.3
13 10 <b>O. Benhayoun</b>	VIP CHALLENGE		20	<b>48:04.932</b>	1 Laps	116.2	17	<b>2:11.177</b> 127.8
14 55 <b>A. Jouan / A. Lepretre</b>	MIRAGE RACING		19	<b>45:34.508</b>	2 Laps	116.4	3	<b>2:09.615</b> 129.3
15 30 <b>Y. Dupuis</b>	MV2S		19	<b>45:49.673</b>	2 Laps	115.8	4	<b>2:12.423</b> 126.5
16 32 <b>C. Contre / T. Humeau</b>	VIP CHALLENGE		19	<b>46:01.943</b>	2 Laps	115.3	6	<b>2:10.950</b> 128.0
17 37 <b>O. Leclerot</b>	MV2S		17	<b>45:39.519</b>	4 Laps	104.0	9	<b>2:13.125</b> 125.9
<b>ST</b>								
1 17 <b>N. Isaakyan</b>	ARCTIC ENERGY		22	<b>45:32.381</b>		134.9	15	<b>1:53.986</b> 147.0
2 25 <b>R. Carton</b>	GPC MOTORSPORT		22	<b>45:32.495</b>	+0.114	134.9	5	<b>1:54.235</b> 146.7
3 23 <b>J. Lourenço</b>	VIP CHALLENGE		22	<b>46:06.050</b>	+33.669	133.3	4	<b>1:55.680</b> 144.9
4 12 <b>A. Guesdon</b>	GENERATION STUNT		22	<b>46:28.282</b>	+55.901	132.2	2	<b>1:55.714</b> 144.8
5 27 <b>C. Cresp</b>	VIP CHALLENGE		22	<b>46:50.817</b>	+1'18.436	131.2	4	<b>1:55.803</b> 144.7

Car 32 - stop and go 40" to not respect time pit stop

Car 10 - stop and go 31" to not respect time pit stop

Car 69 - stop and go 31" to not respect time pit stop

Car 5 - Drive through 30" to cross pit lane exit line

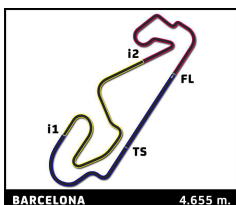
This classification is subject to the appeal of Competitor #31 in Qualifying

Published at: .....

Track Status: **DRY**

Stewards:

Timekeeper:



## MITJET

Circuit de Barcelona - Catalunya

3rd Race

Provisional Classification by Division

Nr. Drivers	Team	Car	Cl	Laps	Total Time	Gap	Kph	Best Lap		
								Lap	Time	Kph
<b>AM</b>										
1	23 J. Lourenço	VIP CHALLENGE	ST	22	<b>46:06.050</b>		133.3	4	<b>1:55.680</b>	144.9
2	27 C. Cresp	VIP CHALLENGE	ST	22	<b>46:50.817</b>	+44.767	131.2	4	<b>1:55.803</b>	144.7
3	18 E. Cauhaupe	POLE POSITION	2L	20	<b>45:33.370</b>	2 Laps	122.6	4	<b>2:05.889</b>	133.1
4	13 X. Marre-Boniface	VIP CHALLENGE	2L	20	<b>46:14.737</b>	2 Laps	120.8	18	<b>2:07.631</b>	131.3
5	69 F. De Brabant	MIRAGE RACING	2L	20	<b>47:05.830</b>	2 Laps	118.6	5	<b>2:08.859</b>	130.0
6	34 H. Dutertre	VIP CHALLENGE	2L	20	<b>47:10.769</b>	2 Laps	118.4	4	<b>2:10.310</b>	128.6
7	30 Y. Dupuis	MV2S	2L	19	<b>45:49.673</b>	3 Laps	115.8	4	<b>2:12.423</b>	126.5
8	37 O. Leclerot	MV2S	2L	17	<b>45:39.519</b>	5 Laps	104.0	9	<b>2:13.125</b>	125.9
<b>PRO</b>										
1	17 N. Isaakyan	ARCTIC ENERGY	ST	22	<b>45:32.381</b>		134.9	15	<b>1:53.986</b>	147.0
2	25 R. Carton	GPC MOTORSPORT	ST	22	<b>45:32.495</b>	+0.114	134.9	5	<b>1:54.235</b>	146.7
3	12 A. Guesdon	GENERATION STUNT	ST	22	<b>46:28.282</b>	+55.901	132.2	2	<b>1:55.714</b>	144.8
4	68 V. Weyrich	GPC MOTORSPORT	2L	20	<b>45:31.620</b>	2 Laps	122.7	17	<b>2:06.268</b>	132.7
5	74 S. Baud	GPC MOTORSPORT	2L	20	<b>45:50.856</b>	2 Laps	121.8	17	<b>2:06.022</b>	133.0
6	76 L. Revol	MV2S	2L	20	<b>45:51.397</b>	2 Laps	121.8	20	<b>2:06.494</b>	132.5
7	10 O. Benhayoun	VIP CHALLENGE	2L	20	<b>48:04.932</b>	2 Laps	116.2	17	<b>2:11.177</b>	127.8
<b>PRO/AM</b>										
1	31 D. Di Benedetto / F. Malvestiti	THE CLUB MOTORSPORT	2L	21	<b>47:34.113</b>		123.3	5	<b>2:05.496</b>	133.5
2	93 P. Corinti / C. Roure	DM RACING	2L	20	<b>46:27.233</b>	1 Laps	120.2	7	<b>2:07.899</b>	131.0
3	88 D. Caso / L. Engolli	THE CLUB MOTORSPORT	2L	20	<b>46:35.455</b>	1 Laps	119.9	4	<b>2:06.690</b>	132.3
4	41 R. Benedetti / M. Ampolo	THE CLUB MOTORSPORT	2L	20	<b>46:54.021</b>	1 Laps	119.1	6	<b>2:07.549</b>	131.4
5	5 G. Pigeat / F. Pija	DM RACING	2L	20	<b>47:37.208</b>	1 Laps	117.3	3	<b>2:07.633</b>	131.3
6	55 A. Jouan / A. Lepretre	MIRAGE RACING	2L	19	<b>45:34.508</b>	2 Laps	116.4	3	<b>2:09.615</b>	129.3
7	32 C. Contre / T. Humeau	VIP CHALLENGE	2L	19	<b>46:01.943</b>	2 Laps	115.3	6	<b>2:10.950</b>	128.0

Car 32 - stop and go 40" to not respect time pit stop

Car 10 - stop and go 31" to not respect time pit stop

Car 69 - stop and go 31" to not respect time pit stop

Car 5 - Drive through 30" to cross pit lane exit line

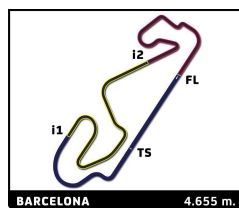
This classification is subject to the appeal of Competitor #31 in Qualifying

Published at: .....

Track Status: **DRY**

Stewards:

Timekeeper:



## MITJET

Circuit de Barcelona - Catalunya

3rd Race

Provisional Classification by Driver Fastest Lap

Nr	Team	Car	Class	Driver	Time	Lap	Total	Gap	Kph
1	17	ARCTIC ENERGY	ST	Nerses Isaakyan	1:53.986	15	22		147.0
2	25	GPC MOTORSPORT	ST	Romain Carton	1:54.235	5	22	0.249	146.7
3	23	VIP CHALLENGE	ST	Jeremy Lourenço	1:55.680	4	22	1.694	144.9
4	12	GENERATION STUNT	ST	Alexandre Guesdon	1:55.714	2	22	1.728	144.8
5	27	VIP CHALLENGE	ST	Christophe Cresp	1:55.803	4	22	1.817	144.7
6	31	THE CLUB MOTORSPORT	2L	Davide Di Benedetto	2:05.496	5	21	11.510	133.5
7	18	POLE POSITION	2L	Edouard Cauhaupé	2:05.889	4	20	11.903	133.1
8	74	GPC MOTORSPORT	2L	Sebastien Baud	2:06.022	17	20	12.036	133.0
9	68	GPC MOTORSPORT	2L	Victor Weyrich	2:06.268	17	20	12.282	132.7
10	76	MV2S	2L	Ludovic Revol	2:06.494	20	20	12.508	132.5
11	88	THE CLUB MOTORSPORT	2L	Dario Caso	2:06.690	4	11	12.704	132.3
12	41	THE CLUB MOTORSPORT	2L	Roberto Benedetti	2:07.549	6	9	13.563	131.4
13	13	VIP CHALLENGE	2L	Xavier Marre-Boniface	2:07.631	18	20	13.645	131.3
14	5	DM RACING	2L	Guillaume Pigeat	2:07.633	3	11	13.647	131.3
15	41	THE CLUB MOTORSPORT	2L	Marco Ampolo	2:07.682	5	11	13.696	131.2
16	93	DM RACING	2L	Pascal Corinti	2:07.899	7	9	13.913	131.0
17	93	DM RACING	2L	Christophe Roure	2:08.122	8	11	14.136	130.8
18	69	MIRAGE RACING	2L	Frederic De Brabant	2:08.859	5	20	14.873	130.0
19	88	THE CLUB MOTORSPORT	2L	Luca Engolli	2:09.481	8	9	15.495	129.4
20	55	MIRAGE RACING	2L	Alexandre Jouan	2:09.615	3	10	15.629	129.3
21	55	MIRAGE RACING	2L	Arthur Lepretre	2:09.963	7	9	15.977	128.9
22	34	VIP CHALLENGE	2L	Hugo Dutertre	2:10.310	4	20	16.324	128.6
23	5	DM RACING	2L	François Pija	2:10.707	6	9	16.721	128.2
24	32	VIP CHALLENGE	2L	Christophe Contre	2:10.950	6	12	16.964	128.0
25	10	VIP CHALLENGE	2L	Omar Benhayoun	2:11.177	17	20	17.191	127.8
26	32	VIP CHALLENGE	2L	Thomas Humeau	2:11.578	7	7	17.592	127.4
27	30	MV2S	2L	Yvan Dupuis	2:12.423	4	19	18.437	126.5
28	37	MV2S	2L	Olivier Leclerot	2:13.125	9	17	19.139	125.9
29	31	THE CLUB MOTORSPORT	2L	Francesco Malvestiti					

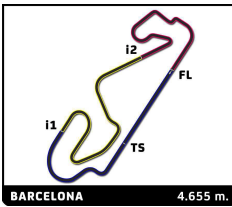
Published at: .....

Track Status: **DRY**

Race Director:

Timekeeper:





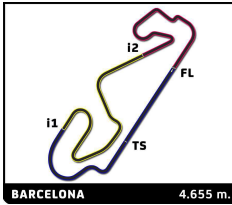
# MITJET

## Circuit de Barcelona - Catalunya

### 3rd Race

### Lap Chart

		LAP																							
Nr	Pos	Grid	1	2	3	4	5	6	7	8	9	10	11	12	13	14	15	16	17	18	19	20	21	22	
17	<b>1</b>	17	25	25	25	25	25	25	25	25	25	25	25	25	25	25	25	25	25	17	25	25	17	17	
25	<b>2</b>	25	17	17	17	17	17	17	17	17	17	17	17	17	12	17	17	17	17	17	25	17	17	25	25
12	<b>3</b>	12	23	23	23	23	23	23	23	23	23	23	23	12	27	23	23	23	23	23	23	23	23	23	23
23	<b>4</b>	23	27	27	27	27	27	12	12	12	12	12	12	23	76	12	12	12	12	12	12	12	12	12	12
27	<b>5</b>	27	12	12	12	12	12	12	27	27	27	27	27	27	17	27	27	27	27	27	27	27	27	27	27
31	<b>13</b>	31	68	68	31	31	31	31	31	31	31	31	31	76	13	31	31	31	31	31	31	31	31	31	31
74	<b>14</b>	74	18	31	68	18	18	18	18	18	18	18	18	74	23	68	68	68	68	68	68	68	68	68	68
68	<b>15</b>	68	31	18	18	68	68	68	68	68	68	68	68	13	10	18	18	18	18	18	18	18	18	18	18
76	<b>16</b>	76	74	41	76	76	76	76	76	74	74	74	74	32	30	76	76	76	76	76	76	74	74	74	74
18	<b>17</b>	18	41	76	41	41	74	74	74	76	76	76	76	10	31	74	74	74	74	74	76	76	76	76	76
41	<b>18</b>	41	76	5	5	74	41	41	41	41	88	88	13	30	68	41	13	13	13	13	13	13	13	13	13
5	<b>19</b>	5	93	88	74	5	88	88	88	88	13	13	88	31	18	13	41	93	93	93	93	93	93	93	93
93	<b>20</b>	93	5	74	88	88	93	93	93	93	41	5	5	68	74	69	93	69	69	69	69	69	69	69	69
88	<b>21</b>	88	88	93	93	93	13	13	13	13	93	32	32	18	41	93	69	88	88	88	88	88	88	88	88
13	<b>22</b>	13	10	13	13	13	69	69	69	69	69	34	34	41	69	88	88	41	41	41	41	41	41	41	41
10		10	13	69	69	69	55	55	5	5	5	55	30	88	88	5	5	5	5	5	5	5	5	5	5
32		32	69	32	55	55	32	32	32	32	32	30	10	69	93	34	34	34	34	34	34	34	34	34	34
69		69	32	55	32	32	34	5	34	34	34	10	37	93	5	55	55	32	32	10	10	10	10	10	10
34		34	55	30	30	34	5	34	30	55	55	37	41	5	34	32	32	10	10	32	32				
55		55	34	34	34	30	30	30	55	30	30	41	69	34	55	10	10	55	55	55	55				
30		30	30	10	10	10	10	10	10	10	10	10	93	93	55	32	30	30	30	30	30	30	30	30	30
37		37	37	37	37	37	37	37	37	37	37	69	55	37	37	37	37	37	37						



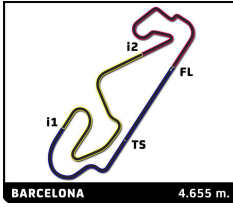
## MITJET

Circuit de Barcelona - Catalunya

3rd Race

Best Sector Times

SECTOR 1			SECTOR 2			SECTOR 3			Pos	Team	Cl	Ideal Lap	Best Lap
Pos	Driver	Time	Driver	Time	Driver	Time	Pos	Team					
1	17 N.Isaakyan	32.658	17 N.Isaakyan	44.151	25 R.Carton	36.874	1	17 ARCTIC ENERGY	ST	1:53.721	1:53.986	(1)	
2	25 R.Carton	32.881	25 R.Carton	44.276	17 N.Isaakyan	36.912	2	25 GPC MOTORSPORT	ST	1:54.031	1:54.235	(2)	
3	27 C.Cresp	32.888	12 A.Guesdon	44.728	12 A.Guesdon	37.598	3	23 VIP CHALLENGE	ST	1:55.402	1:55.680	(3)	
4	23 J.Lourenço	32.910	23 J.Lourenço	44.740	23 J.Lourenço	37.752	4	12 GENERATION STUNT	ST	1:55.511	1:55.714	(4)	
5	12 A.Guesdon	33.185	27 C.Cresp	44.916	27 C.Cresp	37.878	5	27 VIP CHALLENGE	ST	1:55.682	1:55.803	(5)	
6	31 D.Di Benedetto	35.968	74 S.Baud	48.753	31 D.Di Benedetto	40.225	6	31 THE CLUB MOTORSPORT	2L	2:04.957	2:05.496	(6)	
7	18 E.Cauhaupé	36.008	31 D.Di Benedetto	48.764	18 E.Cauhaupé	40.626	7	74 GPC MOTORSPORT	2L	2:05.548	2:06.022	(8)	
8	74 S.Baud	36.054	68 V.Weyrich	48.894	74 S.Baud	40.741	8	18 POLE POSITION	2L	2:05.583	2:05.889	(7)	
9	88 D.Caso	36.101	18 E.Cauhaupé	48.949	68 V.Weyrich	40.833	9	68 GPC MOTORSPORT	2L	2:05.950	2:06.268	(9)	
10	76 L.Revol	36.120	76 L.Revol	49.079	76 L.Revol	41.067	10	76 MV2S	2L	2:06.266	2:06.494	(10)	
11	68 V.Weyrich	36.223	88 D.Caso	49.317	5 G.Pigeat	41.136	11	88 THE CLUB MOTORSPORT	2L	2:06.595	2:06.690	(11)	
12	41 R.Benedetti	36.294	41 R.Benedetti	49.447	88 D.Caso	41.177	12	41 THE CLUB MOTORSPORT	2L	2:07.126	2:07.549	(12)	
13	5 G.Pigeat	36.376	13 X.Marre-Boniface	49.456	41 R.Benedetti	41.385	13	5 DM RACING	2L	2:07.253	2:07.633	(14)	
14	93 P.Corinti	36.478	93 P.Corinti	49.546	13 X.Marre-Boniface	41.404	14	13 VIP CHALLENGE	2L	2:07.393	2:07.631	(13)	
15	13 X.Marre-Boniface	36.533	55 A.Lepretre	49.704	93 C.Roure	41.422	15	93 DM RACING	2L	2:07.446	2:07.899	(15)	
16	69 F.De Brabant	36.858	5 G.Pigeat	49.741	69 F.De Brabant	41.622	16	55 MIRAGE RACING	2L	2:08.396	2:09.615	(17)	
17	55 A.Jouan	36.930	69 F.De Brabant	50.110	34 H.Dutertre	41.723	17	69 MIRAGE RACING	2L	2:08.590	2:08.859	(16)	
18	10 O.Benhayoun	37.171	34 H.Dutertre	50.464	55 A.Lepretre	41.762	18	34 VIP CHALLENGE	2L	2:09.793	2:10.310	(18)	
19	32 C.Contre	37.332	10 O.Benhayoun	50.486	10 O.Benhayoun	42.221	19	10 VIP CHALLENGE	2L	2:09.878	2:11.177	(20)	
20	34 H.Dutertre	37.606	32 C.Contre	50.661	32 C.Contre	42.222	20	32 VIP CHALLENGE	2L	2:10.215	2:10.950	(19)	
21	30 Y.Dupuis	37.868	30 Y.Dupuis	51.143	30 Y.Dupuis	42.883	21	30 MV2S	2L	2:11.894	2:12.423	(21)	
22	37 O.Leclerot	38.020	37 O.Leclerot	51.413	37 O.Leclerot	43.121	22	37 MV2S	2L	2:12.554	2:13.125	(22)	



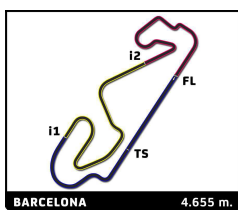
## MITJET

Circuit de Barcelona - Catalunya

3rd Race

Best Top Speeds

Team	Car	Class	Top Speed Driver	Top 1		Top 2		Top 3		Top 4		Top 5		Avg
				Kph	Lap	Kph	Lap	Kph	Lap	Kph	Lap	Kph	Lap	
17 ARCTIC ENERGY		ST	N. Isaakyan	<b>235.3</b>	16	234.3	11	234.3	10	234.3	22	234.3	6	234.5
25 GPC MOTORSPORT		ST	R. Carton	<b>234.8</b>	18	234.3	12	234.3	9	234.3	6	233.8	13	234.3
27 VIP CHALLENGE		ST	C. Cresp	<b>234.3</b>	10	234.3	11	233.8	6	233.8	17	233.8	18	234.0
23 VIP CHALLENGE		ST	J. Lourenço	<b>234.3</b>	8	233.8	9	233.8	10	233.8	20	233.8	7	233.9
12 GENERATION STUNT		ST	A. Guesdon	<b>233.8</b>	11	233.8	8	233.3	22	233.3	20	231.8	15	233.2
69 MIRAGE RACING		2L	F. De Brabant	<b>217.4</b>	2	212.3	17	211.9	16	211.5	3	211.1	13	212.8
5 DM RACING		2L	G. Pigeat	<b>217.0</b>	2	213.6	4	212.8	5	211.9	3	209.1	18	212.9
74 GPC MOTORSPORT		2L	S. Baud	<b>216.1</b>	3	214.9	5	213.6	19	212.3	18	211.5	4	213.7
76 MV2S		2L	L. Revol	<b>215.7</b>	2	215.3	20	214.9	10	214.4	9	214.0	19	214.9
18 POLE POSITION		2L	E. Cauhaube	<b>214.9</b>	4	214.0	20	212.3	19	212.3	18	211.9	3	213.1
88 THE CLUB MOTORSPORT		2L	D. Caso	<b>214.9</b>	3	214.0	16	214.0	4	213.6	2	213.2	20	213.9
68 GPC MOTORSPORT		2L	V. Weyrich	<b>214.4</b>	20	214.4	5	213.6	6	213.2	11	212.8	10	213.7
93 DM RACING		2L	C. Roure	<b>214.4</b>	14	214.4	4	212.8	15	211.5	9	211.5	5	212.9
13 VIP CHALLENGE		2L	X. Marre-Boniface	<b>214.0</b>	2	211.9	9	211.9	7	210.7	8	209.9	6	211.7
55 MIRAGE RACING		2L	A. Jouan	<b>213.6</b>	3	211.1	4	211.1	5	210.7	2	210.7	17	211.4
31 THE CLUB MOTORSPORT		2L	D. Di Benedetto	<b>213.6</b>	21	213.6	19	212.8	3	212.3	18	211.9	2	212.8
41 THE CLUB MOTORSPORT		2L	R. Benedetti	<b>213.2</b>	6	212.8	4	212.8	5	211.9	2	211.1	8	212.4
10 VIP CHALLENGE		2L	O. Benhayoun	<b>211.5</b>	2	209.9	18	207.5	15	207.1	13	207.1	12	208.6
37 MV2S		2L	O. Leclerot	<b>209.9</b>	2	209.9	14	209.5	7	208.7	17	207.9	13	209.2
34 VIP CHALLENGE		2L	H. Dutertre	<b>209.1</b>	3	207.1	4	207.1	8	205.9	9	205.5	10	206.9
30 MV2S		2L	Y. Dupuis	<b>206.7</b>	2	205.9	18	205.5	7	205.1	17	205.1	6	205.7
32 VIP CHALLENGE		2L	C. Contre	<b>205.9</b>	2	205.5	4	205.1	14	204.4	8	204.4	19	205.1



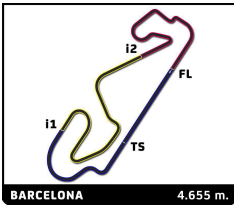
# MITJET

## Circuit de Barcelona - Catalunya

### 3rd Race

### Fastest Lap Sequence

Practice Time	Team	Car	Class	Driver	Time	Kph	
3:53.881	25 GPC MOTORSPORT		ST	Romain Carton	<b>1:54.467</b>	146.4	2
3:54.808	17 ARCTIC ENERGY		ST	Nerses Isaakyan	<b>1:54.040</b>	146.9	2
32:03.700	17 ARCTIC ENERGY		ST	Nerses Isaakyan	<b>1:53.986</b>	147.0	15



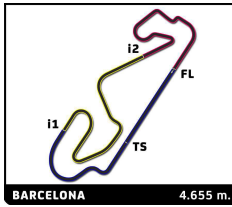
## MITJET

### Circuit de Barcelona - Catalunya 3rd Race

### Analysis by lap

Lapped

Nr	Lap Time	Gap	Nr	Lap Time	Gap	Nr	Lap Time	Gap	Nr	Lap Time	Gap	Nr	Lap Time	Gap			
<b>Lap 1</b>			68	2:07.076	37.668	69	2:08.859	1:21.384	23	1:56.619	12.313	<b>Lap 11</b>					
25	1:59.414		18	2:06.184	37.941	55	2:10.336	1:26.182	12	1:57.464	18.898	25	1:55.448		18	2:06.999	1 Lap
17	2:00.768	1.354	76	2:07.007	43.504	32	2:12.206	1:30.596	30	2:15.296	1 Lap	17	1:55.273	3.774	17	1:55.273	3.774
23	2:02.994	3.580	41	2:08.729	44.181	34	2:10.790	1:34.112	55	2:30.882	1 Lap	68	2:06.821	1 Lap	68	2:06.821	1 Lap
27	2:03.909	4.495	5	2:07.633	44.664	5	2:30.509	1:34.992	10	2:12.092	1 Lap	74	2:07.104	1 Lap	74	2:07.104	1 Lap
12	2:08.193	8.779	74	2:07.713	45.894	30	2:13.128	1:38.376	27	1:58.131	41.860	18	2:06.392	1 Lap	76	2:07.439	1 Lap
68	2:13.910	14.496	88	2:08.858	46.775	10	2:11.933	1:51.319	31	2:05.717	1:32.144	68	2:06.510	1:38.244	23	1:56.799	15.418
18	2:15.334	15.920	93	2:09.074	47.412				18	2:06.392	1:36.645	12	1:58.195	22.963	88	2:09.427	1 Lap
31	2:15.782	16.368	13	2:09.018	49.096	<b>Lap 6</b>			74	2:06.772	1:45.622	13	1:58.195	22.963	13	2:09.029	1 Lap
74	2:16.785	17.371	69	2:10.189	52.197	25	1:54.665		76	2:08.294	1:46.003	88	2:09.427	1 Lap	37	2:13.125	2 Laps
41	2:17.241	17.827	55	2:09.615	54.212	17	1:55.956	1.959	41	2:08.253	1:50.952	5	2:09.018	1 Lap	27	1:58.351	49.085
76	2:17.898	18.484	32	2:11.694	55.829	23	1:56.013	9.781	88	2:08.879	1:52.630	27	1:58.351	49.085	32	2:11.461	1 Lap
93	2:18.209	18.795	30	2:12.986	1:01.401	12	1:56.193	15.960				34	2:10.890	1 Lap	34	2:10.890	1 Lap
5	2:18.371	18.957	34	2:12.517	1:01.588	27	2:07.257	22.490				55	2:19.960	1 Lap	30	2:13.572	1 Lap
88	2:18.553	19.139	10	2:12.956	1:16.679	31	2:06.131	1:10.918	<b>Lap 9</b>			10	2:11.603	1 Lap	10	2:11.603	1 Lap
10	2:19.835	20.421				37	2:15.661	1 Lap	25	1:55.329		<b>Lap 12</b>			25	1:55.126	
13	2:20.222	20.808	<b>Lap 4</b>			18	2:06.360	1:14.453	37	2:15.382	2 Laps	17	2:01.883	10.531	17	2:01.883	10.531
69	2:20.835	21.421	25	1:54.341		68	2:06.541	1:15.350	93	2:09.093	1 Lap	31	2:14.226	1 Lap	31	2:14.226	1 Lap
32	2:22.321	22.907	17	1:54.284	0.717	76	2:06.659	1:21.531	13	2:09.132	1 Lap	18	2:15.286	1 Lap	18	2:15.286	1 Lap
55	2:22.899	23.485	23	1:55.680	6.653	74	2:06.102	1:22.948	17	1:55.521	3.322	68	2:14.663	1 Lap	68	2:14.663	1 Lap
34	2:24.547	25.133	27	1:55.803	7.776	41	2:07.549	1:25.551	69	2:09.843	1 Lap	74	2:06.946	1 Lap	74	2:06.946	1 Lap
30	2:25.392	25.978	12	1:56.381	12.705	88	2:07.507	1:26.585	23	1:56.165	13.149	76	2:07.173	1 Lap	76	2:07.173	1 Lap
37	2:26.920	27.506	37	2:15.213	1 Lap	93	2:08.476	1:29.910	12	1:56.720	20.289	12	1:57.875	25.712	12	1:57.875	25.712
			31	2:05.701	48.191	13	2:08.147	1:30.696	5	2:09.024	1 Lap	23	2:08.638	28.930	23	2:08.638	28.930
			18	2:05.889	49.489	69	2:09.317	1:36.036	32	2:11.222	1 Lap	13	2:08.881	1 Lap	13	2:08.881	1 Lap
			68	2:06.567	49.894	55	2:10.232	1:41.749	34	2:12.021	1 Lap	88	2:22.705	1 Lap	88	2:22.705	1 Lap
			76	2:07.538	56.701	32	2:10.950	1:46.881	55	2:10.341	1 Lap	27	1:59.351	53.310	27	1:59.351	53.310
			41	2:07.794	57.634	5	2:09.125	1:49.452	30	2:13.390	1 Lap	37	2:14.793	2 Laps	37	2:14.793	2 Laps
			74	2:06.421	57.974	34	2:11.383	1:50.830	27	1:57.667	44.198	5	2:16.923	1 Lap	5	2:16.923	1 Lap
			5	2:08.395	58.718				10	2:12.430	1 Lap	32	2:11.671	1 Lap	32	2:11.671	1 Lap
			88	2:06.690	59.124	<b>Lap 7</b>			23	2:05.785	1:42.600	34	2:19.109	1 Lap	34	2:19.109	1 Lap
			93	2:07.941	1:01.012	25	1:54.958		18	2:06.836	1:48.152	30	2:15.160	1 Lap	30	2:15.160	1 Lap
			13	2:08.379	1:03.134	17	1:54.977	1.978	68	2:06.420	1:49.335	10	2:13.125	1 Lap	10	2:13.125	1 Lap
			69	2:08.904	1:06.760	30	2:13.613	1 Lap				41	5:06.259	2 Laps	41	5:06.259	2 Laps
			55	2:10.210	1:10.081	23	1:56.531	11.354	<b>Lap 10</b>			93	5:14.601	2 Laps	93	5:14.601	2 Laps
			32	2:11.137	1:12.625	10	2:13.545	1 Lap	25	1:56.764		69	5:08.937	2 Laps	69	5:08.937	2 Laps
			34	2:10.310	1:17.557	12	1:56.092	17.094	74	2:06.807	1 Lap	<b>Lap 13</b>			25	1:54.878	
			30	2:12.423	1:19.483	27	2:11.857	39.389	76	2:07.317	1 Lap	12	2:06.064	36.898	12	2:06.064	36.898
			10	2:11.283	1:33.621	31	2:06.127	1:22.087	17	1:57.391	3.949	76	2:07.458	1 Lap	76	2:07.458	1 Lap
						18	2:06.418	1:25.913	88	2:09.382	1 Lap	74	2:18.963	1 Lap	74	2:18.963	1 Lap
						68	2:07.002	1:27.394	23	1:57.682	14.067	13	2:08.797	1 Lap	13	2:08.797	1 Lap
						76	2:06.796	1:33.369	13	2:09.996	1 Lap	27	2:07.569	1:06.001	27	2:07.569	1:06.001
						74	2:06.520	1:34.510	37	2:15.097	2 Laps	37	2:25.500	2 Laps	37	2:25.500	2 Laps
						37	2:16.510	1 Lap	12	1:56.691	20.216	32	2:31.514	1 Lap	32	2:31.514	1 Lap
						41	2:07.766	1:38.359	41	2:23.457	1 Lap	41	2:10.403	2 Laps	41	2:10.403	2 Laps
						88	2:07.784	1:39.411	93	2:18.859	1 Lap	10	2:11.339	1 Lap	10	2:11.339	1 Lap
						93	2:07.899	1:42.851	69	2:15.684	1 Lap	30	2:16.100	1 Lap	30	2:16.100	1 Lap
						13	2:07.980	1:43.718	5	2:08.519	1 Lap						
						69	2:10.106	1:51.184	32	2:11.060	1 Lap						
									34	2:10.603	1 Lap						
									27	1:58.748	46.182						
									55	2:10.347	1 Lap						
									30	2:13.742	1 Lap						
									10	2:11.788	1 Lap						
									31	2:05.543	1:51.379						



# MITJET

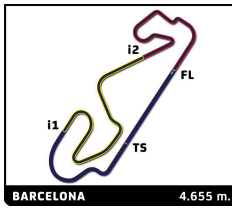
## Circuit de Barcelona - Catalunya

### 3rd Race

### Analysis by lap

Lapped

Nr	Lap Time	Gap	Nr	Lap Time	Gap	Nr	Lap Time	Gap	Nr	Lap Time	Gap	Nr	Lap Time	Gap
69	2:09.414	2 Laps	5	2:11.014	1 Lap	32	2:14.270	2 Laps	<b>Lap 21</b>					
<b>Lap 14</b>			<b>Lap 16</b>			<b>Lap 19</b>								
25	2:02.495		25	1:55.869		27	1:58.439	1:09.544	17	1:55.462		25	1:56.455	0.515
93	2:10.916	3 Laps	17	1:55.920	2.052	10	2:11.521	2 Laps	74	2:06.566	2 Laps	74	2:06.566	2 Laps
55	5:09.752	3 Laps	34	2:11.758	2 Laps	55	2:33.503	2 Laps	76	2:07.740	2 Laps	76	2:07.740	2 Laps
76	2:13.535	1 Lap	55	2:10.752	2 Laps	31	2:06.953	1 Lap	13	2:07.965	2 Laps	13	2:07.965	2 Laps
17	4:57.578	1 Lap	32	2:15.900	2 Laps	68	2:06.268	1 Lap	23	1:56.446	31.485	23	1:56.446	31.485
13	2:17.281	1 Lap	37	2:15.012	3 Laps	18	2:06.051	1 Lap	93	2:09.095	2 Laps	93	2:09.095	2 Laps
31	5:08.106	2 Laps	10	5:09.032	2 Laps	76	2:07.584	1 Lap	69	2:10.128	2 Laps	69	2:10.128	2 Laps
23	4:57.619	1 Lap	23	1:56.138	24.649	74	2:06.022	1 Lap	88	2:09.481	2 Laps	88	2:09.481	2 Laps
68	5:07.008	2 Laps	12	1:57.809	38.605	<b>Lap 20</b>			12	1:58.840	52.333	12	1:58.840	52.333
18	5:10.419	2 Laps	30	5:17.911	2 Laps	25	1:54.635		41	2:08.604	2 Laps	41	2:08.604	2 Laps
41	2:08.865	2 Laps	31	2:06.820	1 Lap	17	1:55.315	0.436	27	1:58.921	1:17.543	27	1:58.921	1:17.543
88	5:13.355	2 Laps	68	2:06.989	1 Lap	37	3:05.471	4 Laps	5	2:13.310	2 Laps	5	2:13.310	2 Laps
10	2:16.572	1 Lap	18	2:06.473	1 Lap	13	2:08.798	2 Laps	34	2:12.154	2 Laps	34	2:12.154	2 Laps
69	2:09.292	2 Laps	27	1:57.638	1:05.644	93	2:08.122	2 Laps	10	2:11.976	2 Laps	10	2:11.976	2 Laps
93	2:08.896	2 Laps	76	2:07.752	1 Lap	69	2:09.607	2 Laps	32	2:11.578	2 Laps	32	2:11.578	2 Laps
30	2:23.516	1 Lap	74	2:06.466	1 Lap	88	2:10.612	2 Laps	31	2:06.192	1 Lap	31	2:06.192	1 Lap
5	5:14.769	2 Laps	13	2:08.564	1 Lap	23	1:56.465	28.507	68	2:07.490	1 Lap	68	2:07.490	1 Lap
34	5:11.311	2 Laps	41	2:16.256	1 Lap	41	2:09.570	2 Laps						
55	2:10.011	2 Laps	93	2:09.768	1 Lap	5	2:10.707	2 Laps						
17	1:54.766	3:05.502	69	2:11.479	1 Lap	12	1:58.168	45.923						
23	1:56.443	3:25.619	88	2:09.795	1 Lap	34	2:11.589	2 Laps						
31	2:07.818	1 Lap	<b>Lap 17</b>			32	2:12.983	2 Laps						
12	5:00.769	3:35.172	25	1:55.113		10	2:11.177	2 Laps						
68	2:06.606	1 Lap	17	1:54.216	1.155	27	1:57.000	1:11.665						
18	2:07.066	1 Lap	5	2:11.774	2 Laps	55	2:09.963	2 Laps						
74	5:14.501	1 Lap	34	2:10.396	2 Laps	31	2:06.223	1 Lap						
27	4:59.969	4:03.475	23	1:56.381	25.917	68	2:07.114	1 Lap						
41	2:08.220	1 Lap	55	2:18.081	2 Laps	18	2:06.627	1 Lap						
69	2:10.364	1 Lap	32	2:13.395	2 Laps	30	2:14.108	2 Laps						
88	2:12.150	1 Lap	10	2:12.249	2 Laps	76	2:08.094	1 Lap						
93	2:10.619	1 Lap	12	1:58.415	41.907	74	2:07.441	1 Lap						
5	2:12.616	1 Lap	37	2:25.318	3 Laps	<b>Lap 18</b>								
34	2:10.702	1 Lap	30	2:12.616	2 Laps	17	1:56.558							
55	2:10.740	1 Lap	31	2:06.653	1 Lap	25	1:57.957	0.244						
32	5:07.146	1 Lap	27	1:58.287	1:08.818	93	2:09.203	2 Laps						
37	5:32.449	2 Laps	68	2:06.533	1 Lap	69	2:09.688	2 Laps						
<b>Lap 15</b>			18	2:06.668	1 Lap	88	2:10.737	2 Laps						
25	4:57.487		76	2:08.252	1 Lap	23	1:58.717	26.921						
17	1:53.986	2.001	74	2:06.483	1 Lap	41	2:41.172	2 Laps						
23	1:56.248	24.380	13	2:08.281	1 Lap	5	2:13.932	2 Laps						
12	1:58.980	36.665	<b>Lap 18</b>			34	2:13.067	2 Laps						
31	2:06.602	1 Lap	17	1:56.558		12	1:58.440	42.634						
68	2:06.915	1 Lap	25	1:57.957	0.244									
18	2:06.113	1 Lap	93	2:09.203	2 Laps									
76	5:12.384	1 Lap	69	2:09.688	2 Laps									
27	1:57.887	1:03.875	88	2:10.737	2 Laps									
74	2:06.866	1 Lap	23	1:58.717	26.921									
41	2:07.682	1 Lap	41	2:41.172	2 Laps									
13	5:09.698	1 Lap	5	2:13.932	2 Laps									
69	2:09.568	1 Lap	34	2:13.067	2 Laps									
93	2:09.181	1 Lap	12	1:58.440	42.634									
88	2:11.251	1 Lap							30	2:12.713	2 Laps			



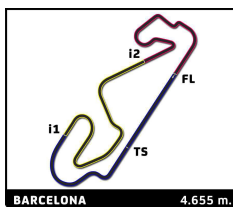
## MITJET

### Circuit de Barcelona - Catalunya

### 3rd Race

### Sector Analysis

							■ Personal Best	■ Session Best	■ Crossing the finish line in pit lane								
Lap	D	Time	Sector 1	Sector 2	Sector 3	T. Spd	Elapsed			Lap	D	Time	Sector 1	Sector 2	Sector 3	T. Spd	Elapsed
<b>5</b>																	
<b>DM RACING</b>																	
1. Guillaume Pigeat							2L										
2. François Pija																	
1	1	2:18.371	45.391	49.927	43.053		2:18.371			9	1	1:56.720	33.271	45.153	38.296	231.3	17:39.790
2	1	2:08.973	36.523	49.741	42.709	217.0	4:27.344			10	1	1:56.691	33.377	45.189	38.125	231.3	19:36.481
3	1	2:07.633	36.401	50.096	41.136	211.9	6:34.977			11	1	1:58.195	34.458	45.104	38.633	233.8	21:34.676
4	1	2:08.395	36.376	49.961	42.058	213.6	8:43.372			12	1	1:57.875	33.652	45.461	38.762	230.3	23:32.551
5	1	2:30.509	36.418	49.861	1:04.230	212.8	11:13.881			13	1	2:06.064 B	34.235	45.731	46.098	227.9	25:38.615
6	1	2:09.125	36.913	50.792	41.420	206.7	13:23.006			14	1	5:00.769	3:36.666	45.417	38.686	167.5	30:39.384
7	1	2:09.389	36.818	50.765	41.806	205.5	15:32.395			15	1	1:58.980	34.460	45.639	38.881	231.8	32:38.364
8	1	2:09.024	37.133	49.894	41.997	203.2	17:41.419			16	1	1:57.809	33.876	45.401	38.532	229.9	34:36.173
9	1	2:08.519	37.023	49.771	41.725	204.4	19:49.938			17	1	1:58.415	34.001	45.854	38.560	230.3	36:34.588
10	1	2:09.018	37.191	49.999	41.828	203.2	21:58.956			18	1	1:58.440	33.910	45.786	38.744	231.8	38:33.028
11	1	2:16.923 B	37.723	49.851	49.349	203.6	24:15.879			19	1	1:58.168	34.007	45.720	38.441	231.8	40:31.196
12	2	5:14.769	3:40.742	51.673	42.354	147.5	29:30.648			20	1	1:58.463	33.857	46.001	38.605	233.3	42:29.659
13	2	2:12.616	38.447	51.225	42.944	205.1	31:43.264			21	1	1:58.840	34.274	45.802	38.764	230.8	44:28.499
14	2	2:11.014	37.687	50.886	42.441	204.4	33:54.278			22	1	1:59.783	34.388	46.436	38.959	233.3	46:28.282
15	2	2:11.774	38.336	50.598	42.840	204.7	36:06.052			<b>13</b>							
16	2	2:13.932	38.472	52.470	42.990	205.9	38:19.984			<b>VIP CHALLENGE</b>							
17	2	2:10.707	37.614	50.495	42.598	207.5	40:30.691			1. Xavier Marre-Boniface							
18	2	2:12.131	37.880	51.531	42.720	209.1	42:42.822			1	1	2:20.222	46.588	50.726	42.908		2:20.222
19	2	2:13.310	37.863	50.759	44.688	205.5	44:56.132			2	1	2:10.169	37.078	50.325	42.766	214.0	4:30.391
20	2	2:11.076	37.744	50.591	42.741	205.1	47:07.208			3	1	2:09.018	36.961	50.474	41.583	208.7	6:39.409
<b>10</b>																	
<b>VIP CHALLENGE</b>																	
1. Omar Benhayoun							2L										
1	1	2:19.835	46.294	50.956	42.585		2:19.835			4	1	2:08.379	36.852	50.007	41.520	208.3	8:47.788
2	1	2:34.201	37.171	50.486	1:06.544	211.5	4:54.036			5	1	2:08.315	36.757	49.677	41.881	207.5	10:56.103
3	1	2:12.956	38.751	51.645	42.560	192.4	7:06.992			6	1	2:08.147	36.718	49.845	41.584	209.9	13:04.250
4	1	2:11.283	37.753	51.309	42.221	206.3	9:18.275			7	1	2:07.980	36.628	49.778	41.574	211.9	15:12.230
5	1	2:11.933	37.930	51.490	42.513	202.5	11:30.208			8	1	2:09.132	36.533	50.066	42.533	210.7	17:21.362
6	1	2:13.545	38.511	51.618	43.416	205.5	13:43.753			9	1	2:09.996	37.277	50.062	42.657	211.9	19:31.358
7	1	2:12.092	38.661	51.199	42.232	204.7	15:55.845			10	1	2:09.029	36.962	50.394	41.673	206.7	21:40.387
8	1	2:12.430	37.480	51.282	43.668	205.9	18:08.275			11	1	2:08.881	36.837	50.045	41.999	205.5	23:49.268
9	1	2:11.788	37.673	51.389	42.726	205.5	20:20.063			12	1	2:08.797	37.078	49.961	41.758	203.2	25:58.065
10	1	2:11.603	37.686	51.554	42.363	203.6	22:31.666			13	1	2:17.281 B	37.011	49.760	50.510	204.0	28:15.346
11	1	2:13.125	37.783	51.396	43.946	205.9	24:44.791			14	1	5:09.698	3:38.165	50.039	41.494	156.0	33:25.044
12	1	2:11.339	37.841	51.093	42.405	207.1	26:56.130			15	1	2:08.564	37.034	49.933	41.597	206.3	35:33.608
13	1	2:16.572 B	37.502	50.856	48.214	207.1	29:12.702			16	1	2:08.281	37.086	49.684	41.511	203.6	37:41.889
14	1	5:09.032	3:34.514	51.888	42.630	155.8	34:21.734			17	1	2:08.798	36.865	50.112	41.821	204.4	39:50.687
15	1	2:12.249	37.895	51.298	43.056	207.5	36:33.983			18	1	2:07.631	36.644	49.456	41.531	206.3	41:58.318
16	1	2:11.521	37.601	51.112	42.808	205.5	38:45.504			19	1	2:07.965	36.873	49.688	41.404	204.7	44:06.283
17	1	2:11.177	37.611	51.156	42.410	206.7	40:56.681			20	1	2:08.454	37.119	49.653	41.682	204.0	46:14.737
18	1	2:12.552	38.254	51.573	42.725	209.9	43:09.233			<b>17</b>							
19	1	2:11.976	38.184	51.213	42.579	203.2	45:21.209			<b>ARCTIC ENERGY</b>							
20	1	2:12.723	37.609	51.900	43.214	205.9	47:33.932			1. Nerses Isaakyan							
<b>12</b>																	
<b>GENERATION STUNT</b>																	
1. Alexandre Guesdon							ST										
1	1	2:08.193	39.299	51.162	37.732		2:08.193			1	1	2:00.768	39.291	44.565	36.912		2:00.768
2	1	1:55.714	33.388	44.728	37.598	229.9	4:03.907			2	1	1:54.040	32.791	44.245	37.004	230.8	3:54.808
3	1	1:57.071	33.584	44.934	38.553	229.9	6:00.978			3	1	1:56.279	32.726	45.908	37.645	231.8	5:51.087
4	1	1:56.381	33.644	44.996	37.741	228.9	7:57.359			4	1	1:54.284	32.952	44.189	37.143	232.8	7:45.371
5	1	1:55.962	33.297	45.049	37.616	229.9	9:53.321			5	1	1:54.186	32.756	44.250	37.180	233.8	9:39.557
6	1	1:56.193	33.318	45.114	37.761	231.3	11:49.514			6	1	1:55.956	32.788	45.819	37.349	234.3	11:35.513
7	1	1:56.092	33.185	44.949	37.958	230.3	13:45.606			7	1	1:54.977	32.799	44.489	37.689	233.8	13:30.490
8	1	1:57.464	33.585	45.048	38.831	233.8	15:43.070			8	1	1:56.812	33.059	46.420	37.333	232.3	15:27.302
<b>13</b>																	
<b>VIP CHALLENGE</b>																	
1. Nerses Isaakyan																	
9	1	1:55.521	32.963	45.047	37.511	232.3	17:22.823			9	1	1:55.521	32.963	45.047	37.511	232.3	17:22.823
10	1	1:57.391	35.347	44.597	37.447	234.3	19:20.214			10	1	1:57.391	35.347	44.597	37.447	234.3	19:20.214
11	1	1:55.273	33.068	44.612	37.593	234.3	21:15.487			11	1	1:55.273	33.068	44.612	37.593	234.3	21:15.487
12	1	2:01.883 B	33.165	44.677	44.041	230.8	23:17.370			12	1	2:01.883 B	33.165	44.677	44.041	230.8	23:17.370
13	1	4:57.578	3:35.464	44.616	37.498	163.7	28:14.948			13	1	4:57.578	3:35.464	44.616	37.498	163.7	28:14.948
14	1	1:54.766	33.109	44.312	37.345	227.9	30:09.714			14	1	1:54.766	33.109	44.312	37.345	227.9	30:09.714
15	1	1:53.986	32.844	44.151	36.991	229.4	32:03.700			15	1	1:53.986	32.844	44.151	36.991	229.4	32:03.700
16	1	1:55.920	33.525	44.750	37.645	235.3	33:59.620			16	1	1:55.920	33.525	44.750	37.645	235.3	33:59.620
17	1	1:54.216	32.730	44.301	37.185	232.8	35:53.836			17	1	1:54.216	32.730	44.301	37.185	232.8	35:53.836



# MITJET

## Circuit de Barcelona - Catalunya

### 3rd Race

### Sector Analysis

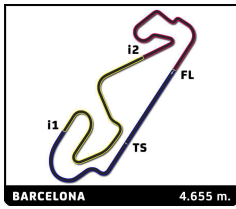
Personal Best Session Best B Crossing the finish line in pit lane

Lap	D	Time	Sector 1	Sector 2	Sector 3	T. Spd	Elapsed	Lap	D	Time	Sector 1	Sector 2	Sector 3	T. Spd	Elapsed
18	1	1:56.558	32.658	44.814	39.086	233.8	37:50.394	2	1	1:54.467	33.021	44.518	36.928	232.3	3:53.881
19	1	1:55.315	33.498	44.456	37.361	228.9	39:45.709	3	1	1:56.432	32.895	46.340	37.197	232.3	5:50.313
20	1	1:54.995	32.704	44.832	37.459	233.8	41:40.704	4	1	1:54.341	33.008	44.276	37.057	232.8	7:44.654
21	1	1:55.462	32.858	45.280	37.324	233.3	43:36.166	5	1	1:54.235	32.956	44.405	36.874	232.8	9:38.889
22	1	1:56.215	33.078	44.520	38.617	234.3	45:32.381	6	1	1:54.665	32.990	44.302	37.373	234.3	11:33.554
<b>18 POLE POSITION</b> 1. Edouard Cauhaue 2L								<b>27 VIP CHALLENGE</b> 1. Christophe Cresp ST							
1	1	2:15.334	43.076	50.181	42.077		2:15.334	1	1	2:03.909	40.199	45.586	38.124		2:03.909
2	1	2:06.736	36.860	49.127	40.749	207.9	4:22.070	2	1	1:55.941	32.992	45.071	37.878	232.8	3:59.850
3	1	2:06.184	36.272	49.102	40.810	211.9	6:28.254	3	1	1:56.777	33.073	45.275	38.429	232.3	5:56.627
4	1	2:05.889	36.008	49.067	40.814	214.9	8:34.143	4	1	1:55.803	32.888	44.916	37.999	233.3	7:52.430
5	1	2:07.504	37.164	49.247	41.093	209.5	10:41.647	5	1	1:56.357	33.103	45.204	38.050	233.3	9:48.787
6	1	2:06.360	36.385	49.349	40.626	209.1	12:48.007	6	1	2:07.257	33.224	54.329	39.704	233.8	11:56.044
7	1	2:06.418	36.467	49.134	40.817	209.9	14:54.425	7	1	2:11.857	33.846	45.808	52.203	231.3	14:07.901
8	1	2:06.392	36.430	49.036	40.926	207.5	17:00.817	8	1	1:58.131	33.554	46.029	38.548	229.4	16:06.032
9	1	2:06.836	36.446	49.192	41.198	207.9	19:07.653	9	1	1:57.667	33.347	45.764	38.556	232.8	18:03.699
10	1	2:06.999	36.424	49.050	41.525	207.5	21:14.652	10	1	1:58.748	33.877	46.275	38.596	234.3	20:02.447
11	1	2:15.286B	36.665	48.949	49.672	208.7	23:29.938	11	1	1:58.351	33.501	45.806	39.044	234.3	22:00.798
12	1	5:10.419	3:39.321	49.714	41.384	156.7	28:40.357	12	1	1:59.351	33.896	45.878	39.577	233.3	24:00.149
13	1	2:07.066	36.782	49.150	41.134	208.7	30:47.423	13	1	2:07.569B	33.674	45.614	48.281	231.8	26:07.718
14	1	2:06.113	36.307	49.027	40.779	210.3	32:53.536	14	1	4:59.969	3:34.732	46.446	38.791	169.9	31:07.687
15	1	2:06.473	36.485	49.187	40.801	209.9	35:00.009	15	1	1:57.887	33.430	45.902	38.555	233.3	33:05.574
16	1	2:06.668	36.240	49.337	41.091	211.5	37:06.677	16	1	1:57.638	33.618	45.671	38.349	230.3	35:03.212
17	1	2:06.051	36.182	49.032	40.837	211.5	39:12.728	17	1	1:58.287	33.610	46.112	38.565	233.8	37:01.499
18	1	2:06.627	36.195	49.355	41.077	212.3	41:19.355	18	1	1:58.439	33.377	46.566	38.496	233.8	38:59.938
19	1	2:06.187	36.058	49.286	40.843	212.3	43:25.542	19	1	1:57.000	33.313	45.442	38.245	233.3	40:56.938
20	1	2:07.828	36.588	49.110	42.130	214.0	45:33.370	20	1	1:57.850	33.879	45.537	38.434	232.3	42:54.788
<b>23 VIP CHALLENGE</b> 1. Jeremy Lourenço ST								<b>30 MV2S</b> 1. Yvan Dupuis 2L							
1	1	2:02.994	39.522	45.720	37.752		2:02.994	1	1	2:25.392	49.132	52.807	43.453		2:25.392
2	1	1:56.461	33.405	44.812	38.244	232.8	3:59.455	2	1	2:13.336	38.029	51.482	43.825	206.7	4:38.728
3	1	1:56.172	32.957	44.767	38.448	232.8	5:55.627	3	1	2:12.986	37.868	51.443	43.675	204.0	6:51.714
4	1	1:55.680	32.938	44.851	37.891	232.8	7:51.307	4	1	2:12.423	38.376	51.143	42.904	203.6	9:04.137
5	1	1:56.015	33.028	44.740	38.247	232.3	9:47.322	5	1	2:13.128	38.120	51.199	43.809	204.7	11:17.265
6	1	1:56.013	32.910	45.060	38.043	231.8	11:43.335	6	1	2:13.613	38.350	51.702	43.561	205.1	13:30.878
7	1	1:56.531	32.957	45.005	38.569	233.8	13:39.866	7	1	2:15.296	38.051	52.474	44.771	205.5	15:46.174
8	1	1:56.619	32.983	45.486	38.150	234.3	15:36.485	8	1	2:13.390	38.382	51.947	43.061	196.2	17:59.564
9	1	1:56.165	32.953	44.805	38.407	233.8	17:32.650								
10	1	1:57.682	33.124	45.349	39.209	233.8	19:30.332								
11	1	1:56.799	33.107	45.290	38.402	232.8	21:27.131								
12	1	2:08.638B	33.691	45.226	49.721	233.3	23:35.769								
13	1	4:57.619	3:33.803	45.379	38.437	171.5	28:33.388								
14	1	1:56.443	33.217	45.058	38.168	231.8	30:29.831								
15	1	1:56.248	33.025	44.934	38.289	232.8	32:26.079								
16	1	1:56.138	33.023	45.074	38.041	233.3	34:22.217								
17	1	1:56.381	33.227	44.944	38.210	233.3	36:18.598								
18	1	1:58.717	33.116	46.625	38.976	233.3	38:17.315								
19	1	1:56.465	33.301	44.974	38.190	233.3	40:13.780								
20	1	1:57.425	33.180	45.728	38.517	233.8	42:11.205								
21	1	1:56.446	33.829	44.825	37.792	232.8	44:07.651								
22	1	1:58.399	32.970	44.875	40.554	232.3	46:06.050								
<b>25 GPC MOTORSPORT</b> 1. Romain Carton ST															
1	1	1:59.414	38.003	44.432	36.979		1:59.414								









# MITJET

## Circuit de Barcelona - Catalunya

### 3rd Race

### Sector Analysis

■ Personal Best ■ Session Best B Crossing the finish line in pit lane

Lap	D	Time	Sector 1	Sector 2	Sector 3	T. Spd	Elapsed	Lap	D	Time	Sector 1	Sector 2	Sector 3	T. Spd	Elapsed
12	1	2:07.458	36.514	49.165	41.779	211.1	25:39.562								
13	1	2:13.535 B	36.451	49.674	47.410	209.1	27:53.097								
14	1	5:12.384	3:38.832	51.612	41.940	155.8	33:05.481								
15	1	2:07.752	36.942	49.509	41.301	208.7	35:13.233								
16	1	2:08.252	36.707	49.770	41.775	210.3	37:21.485								
17	1	2:07.584	36.438	49.510	41.636	210.3	39:29.069								
18	1	2:08.094	36.640	49.646	41.808	208.7	41:37.163								
19	1	2:07.740	36.820	49.741	41.179	214.0	43:44.903								
20	1	2:06.494	36.196	49.193	41.105	215.3	45:51.397								

88 THE CLUB MOTORSPORT																2L
		1. Dario Caso														
		2. Luca Engolli														
1	1	2:18.553	45.782	49.909	42.862		2:18.553									
2	1	2:09.677	37.015	50.119	42.543	213.6	4:28.230									
3	1	2:08.858	36.101	50.493	42.264	214.9	6:37.088									
4	1	2:06.690	36.196	49.317	41.177	214.0	8:43.778									
5	1	2:08.854	36.275	49.924	42.655	210.3	10:52.632									
6	1	2:07.507	36.667	49.387	41.453	210.3	13:00.139									
7	1	2:07.784	36.696	49.639	41.449	208.3	15:07.923									
8	1	2:08.879	36.260	51.305	41.314	210.7	17:16.802									
9	1	2:09.382	36.793	49.757	42.832	207.9	19:26.184									
10	1	2:09.427	37.035	49.835	42.557	202.8	21:35.611									
11	1	2:22.705 B	37.513	49.810	55.382	203.6	23:58.316									
12	2	5:13.355	3:39.793	50.569	42.993	150.0	29:11.671									
13	2	2:12.150	37.884	52.106	42.160	206.3	31:23.821									
14	2	2:11.251	37.263	51.912	42.076	212.8	33:35.072									
15	2	2:09.795	36.883	50.851	42.061	211.5	35:44.867									
16	2	2:10.737	37.029	51.323	42.385	214.0	37:55.604									
17	2	2:10.612	38.149	50.364	42.099	212.3	40:06.216									
18	2	2:09.912	37.150	50.678	42.084	210.3	42:16.128									
19	2	2:09.481	37.128	50.058	42.295	211.1	44:25.609									
20	2	2:09.846	37.065	50.652	42.129	213.2	46:35.455									

93 DM RACING																2L
		1. Pascal Corinti														
		2. Christophe Roure														
1	1	2:18.209	44.310	50.455	43.444		2:18.209									
2	1	2:10.442	37.634	50.269	42.539	206.3	4:28.651									
3	1	2:09.074	36.667	49.952	42.455	200.6	6:37.725									
4	1	2:07.941	36.706	49.757	41.478	214.4	8:45.666									
5	1	2:09.322	36.955	50.153	42.214	211.5	10:54.988									
6	1	2:08.476	36.781	50.106	41.589	211.1	13:03.464									
7	1	2:07.899	36.478	49.546	41.875	210.3	15:11.363									
8	1	2:09.093	37.063	49.999	42.031	208.7	17:20.456									
9	1	2:18.859 B	37.860	49.942	51.057	211.5	19:39.315									
10	2	5:14.601	3:41.563	50.884	42.154	148.7	24:53.916									
11	2	2:10.916	37.894	50.934	42.088	207.1	27:04.832									
12	2	2:08.896	36.951	50.202	41.743	210.7	29:13.728									
13	2	2:10.619	36.964	51.369	42.286	211.1	31:24.347									
14	2	2:09.181	36.979	50.780	41.422	214.4	33:33.528									
15	2	2:09.768	37.511	50.178	42.079	212.8	35:43.296									
16	2	2:09.203	37.251	49.739	42.213	206.3	37:52.499									
17	2	2:08.122	36.909	49.596	41.617	209.9	40:00.621									
18	2	2:08.527	37.011	49.889	41.627	208.3	42:09.148									
19	2	2:09.095	37.295	50.053	41.747	207.5	44:18.243									
20	2	2:08.990	37.308	49.941	41.741	207.1	46:27.233									